

امور شکر

تالیف: ذہین کریم طاہر

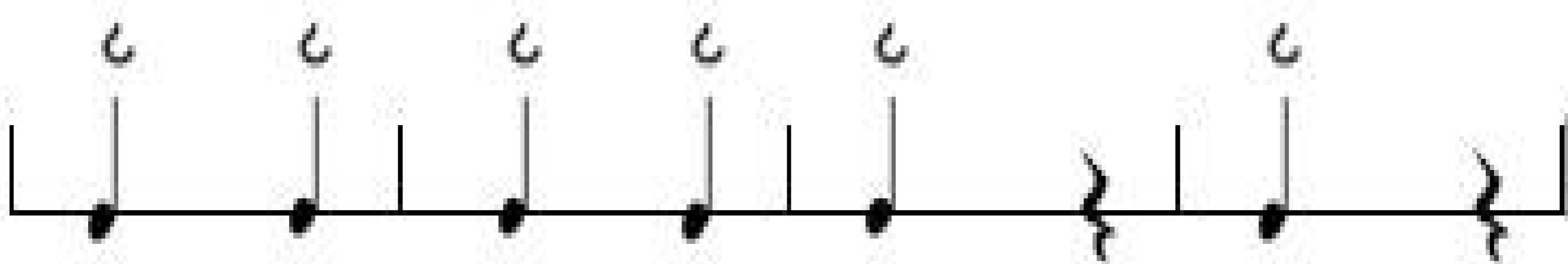
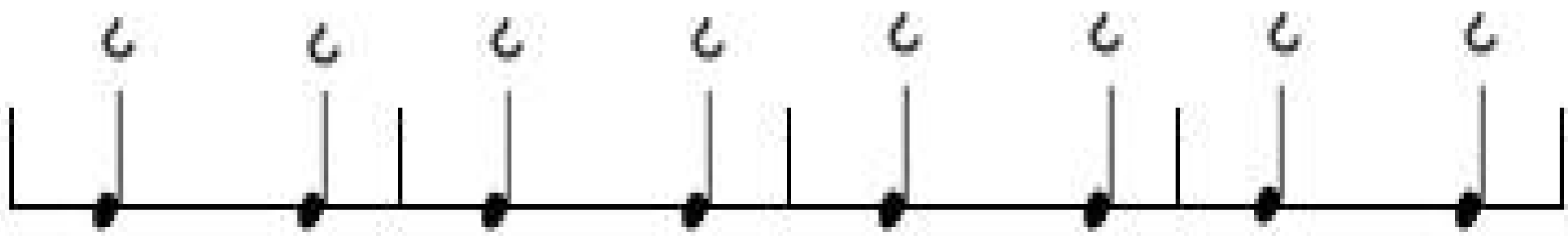
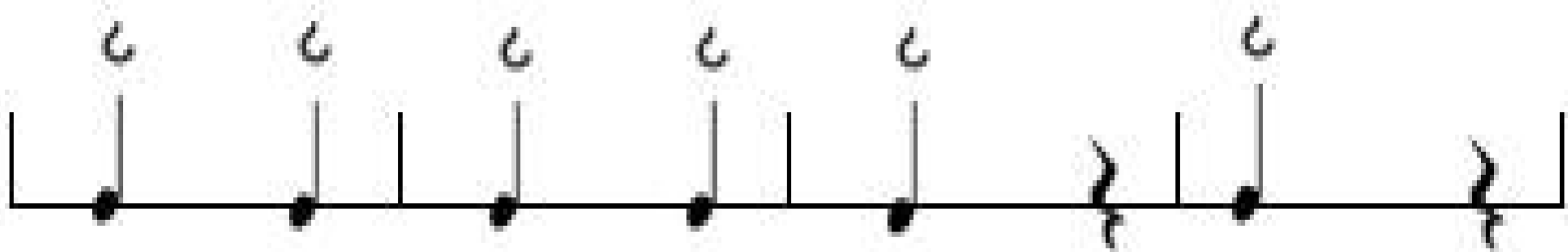
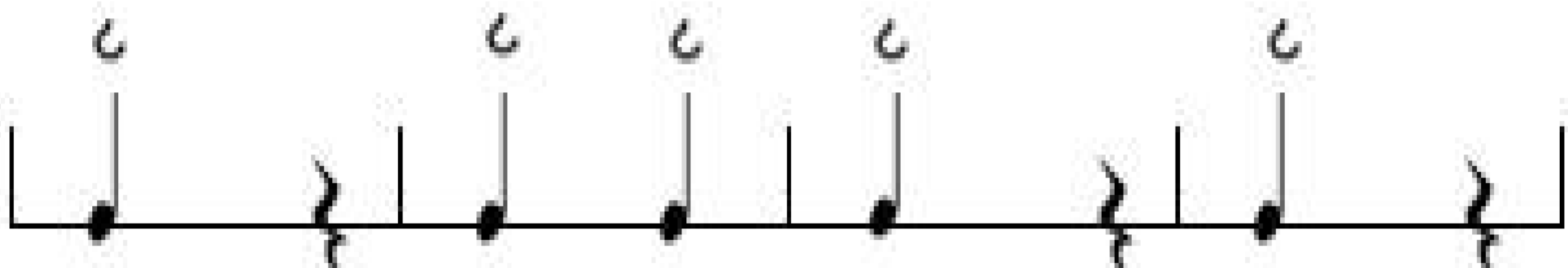
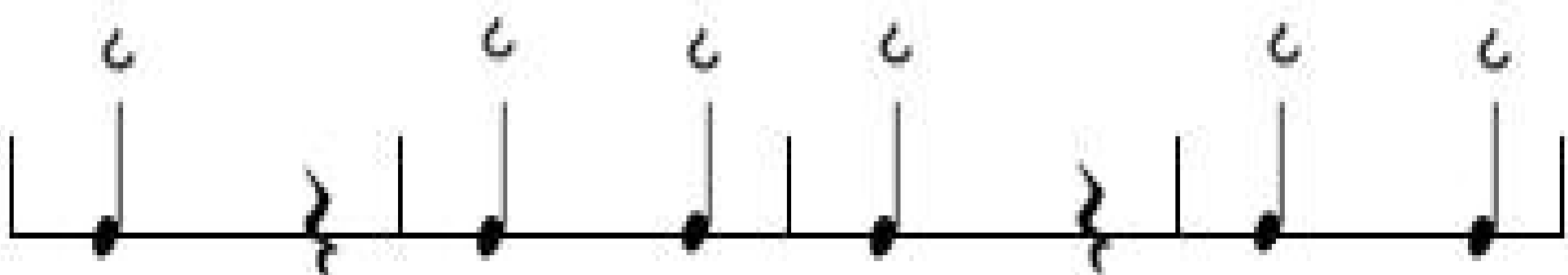
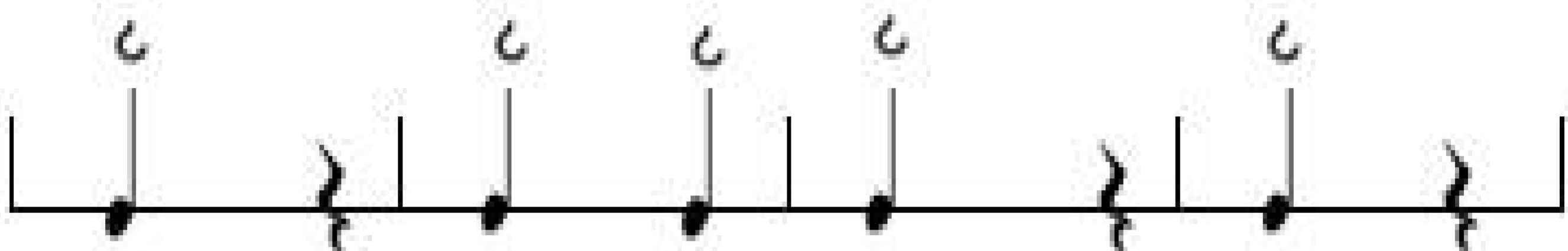
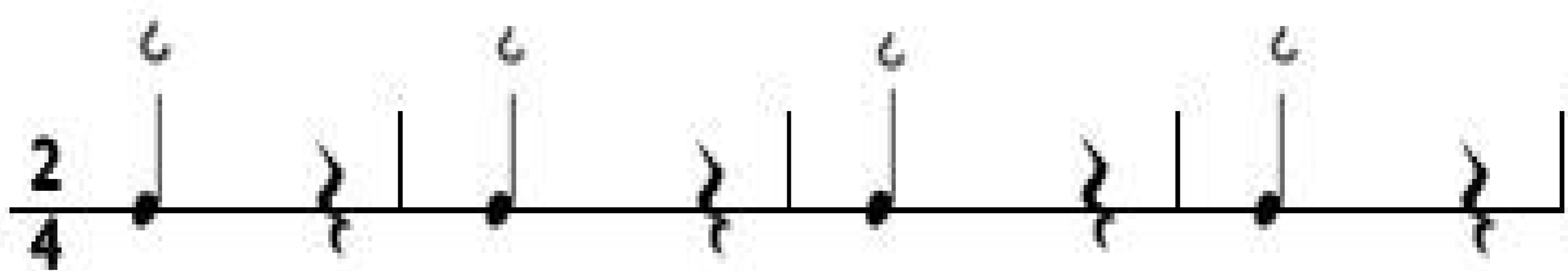


تعمیراتی

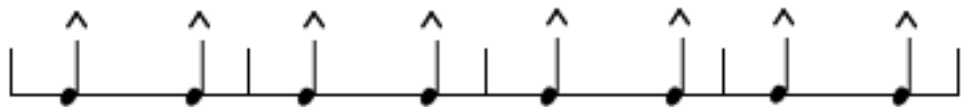
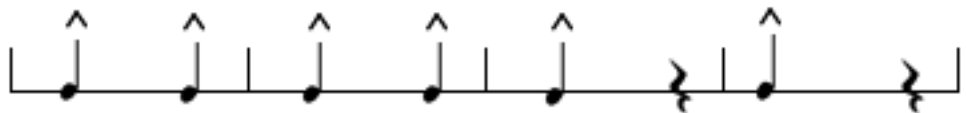
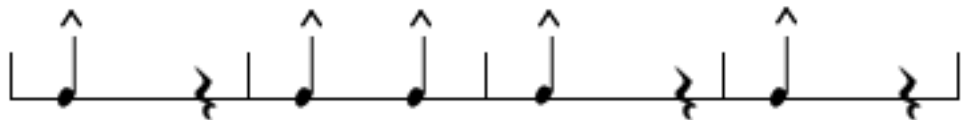
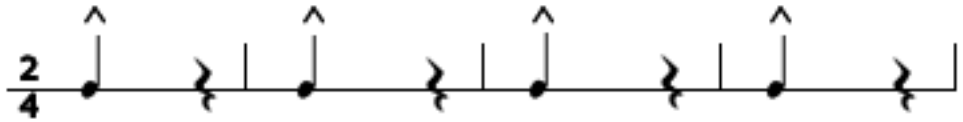


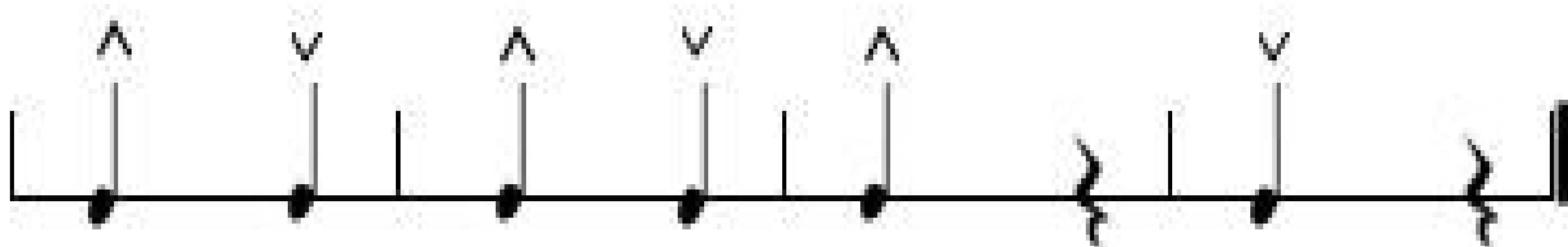
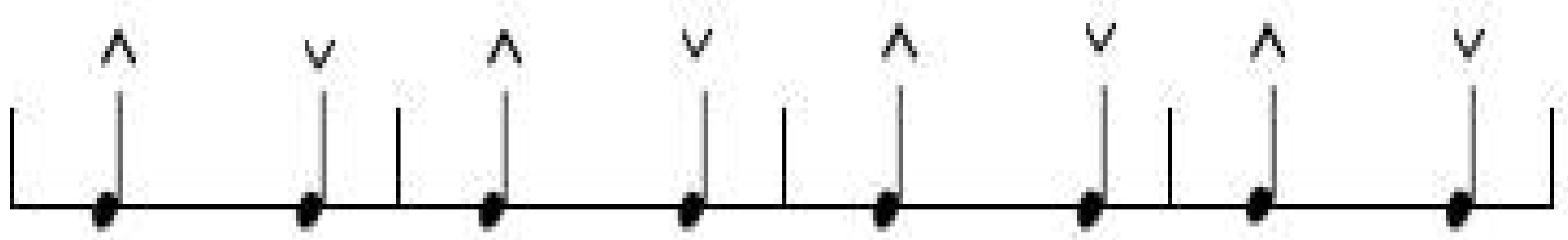
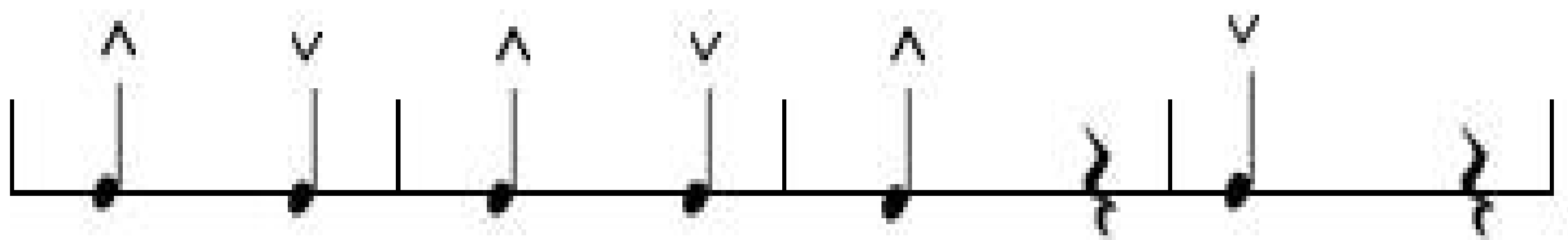
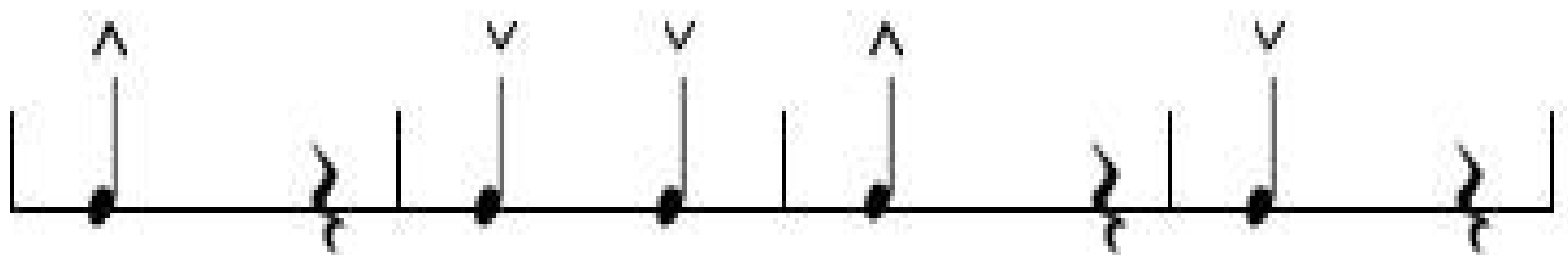
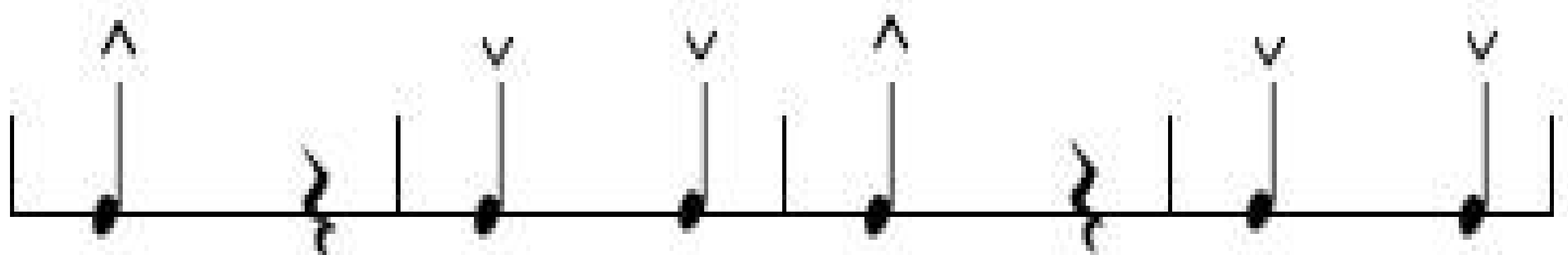
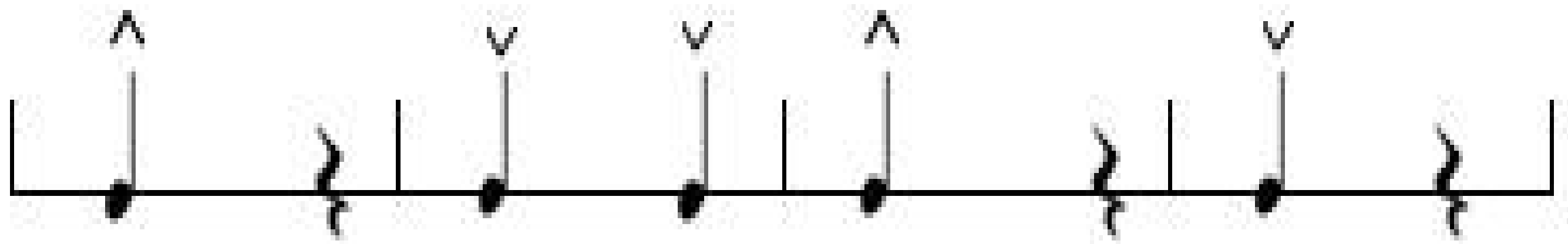
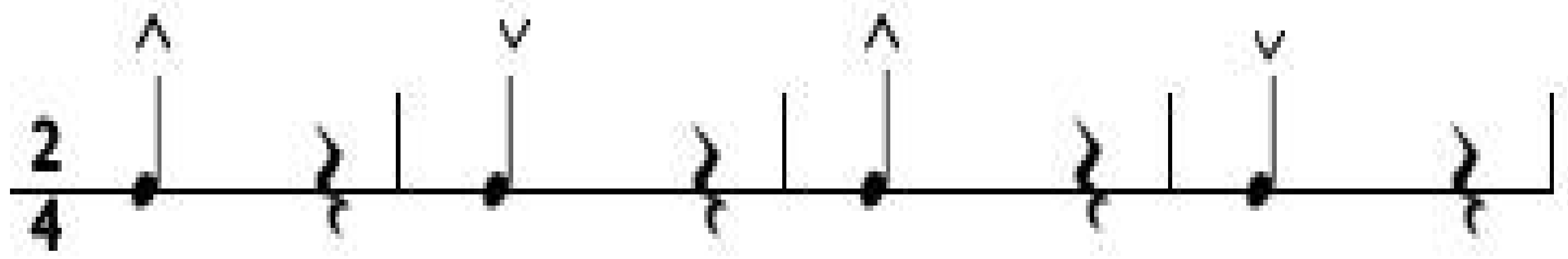
1

تالیف و تدوین: کریم طاهری

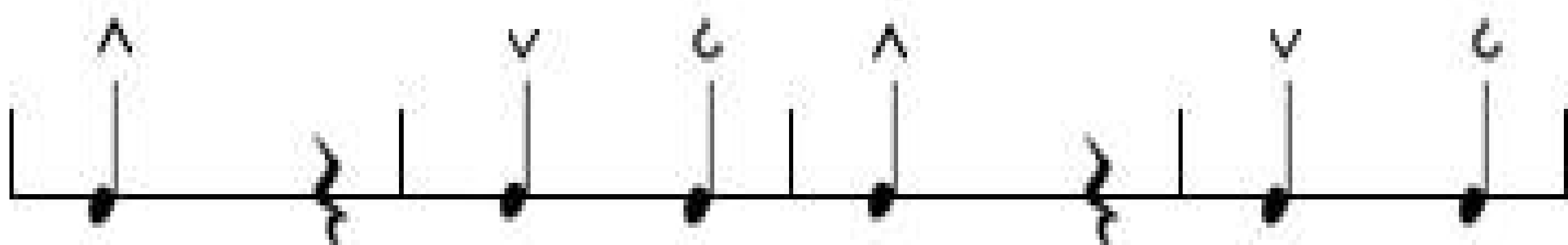
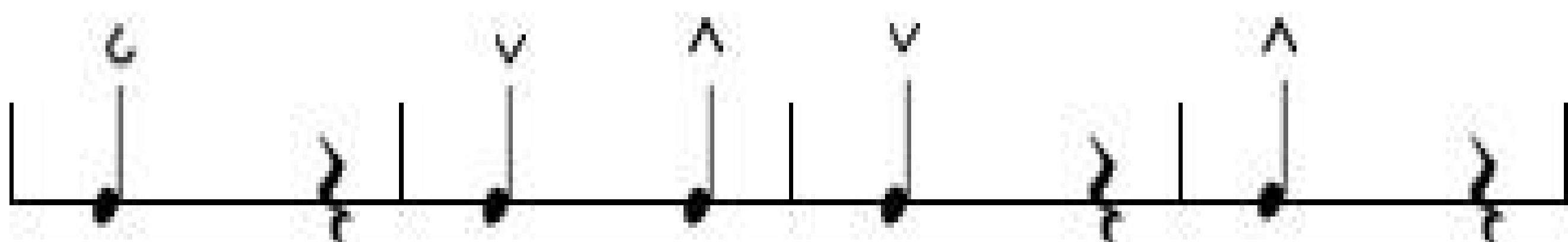
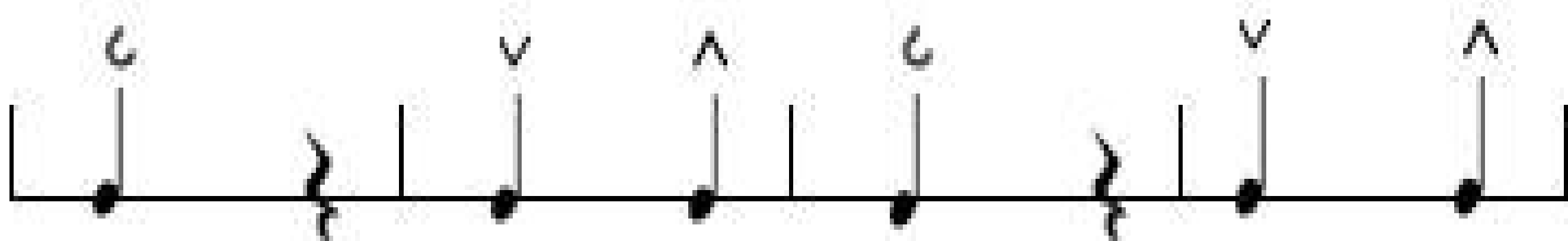
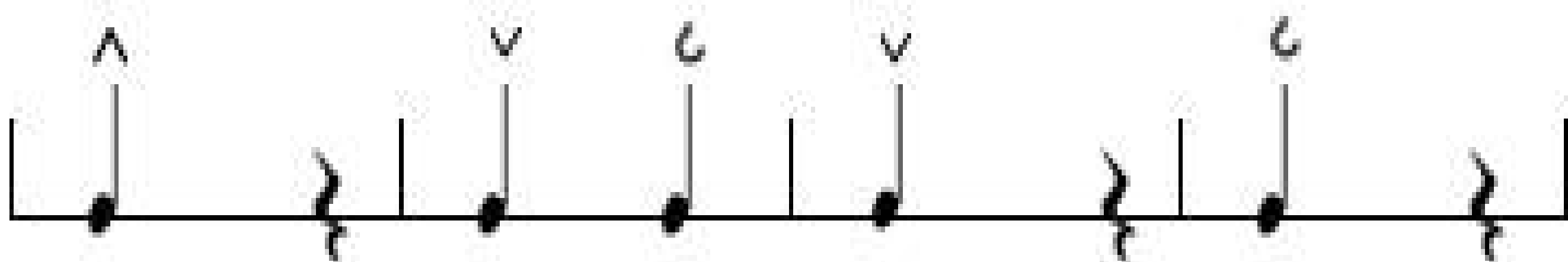
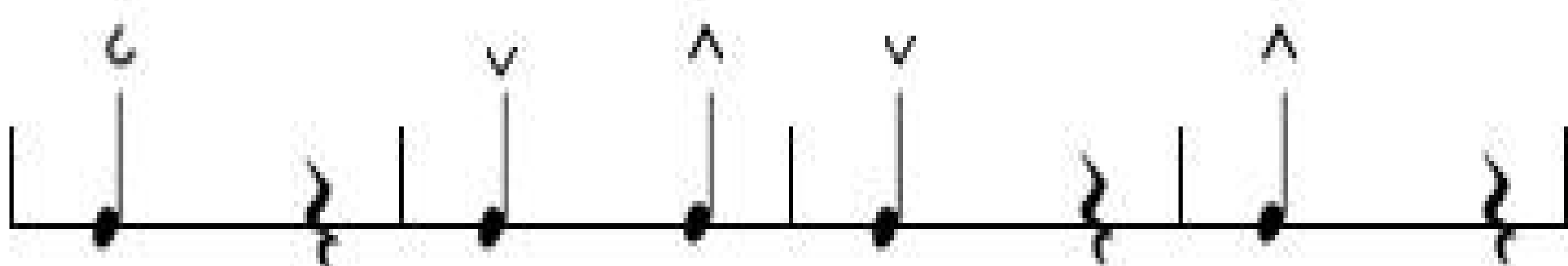
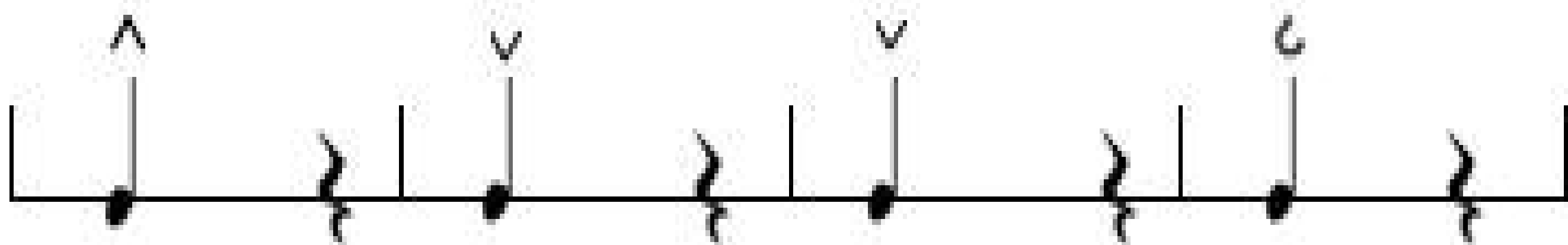
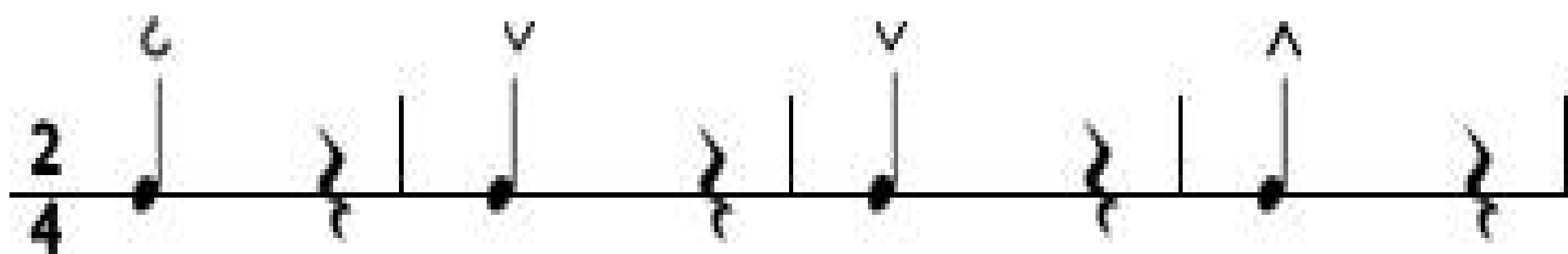


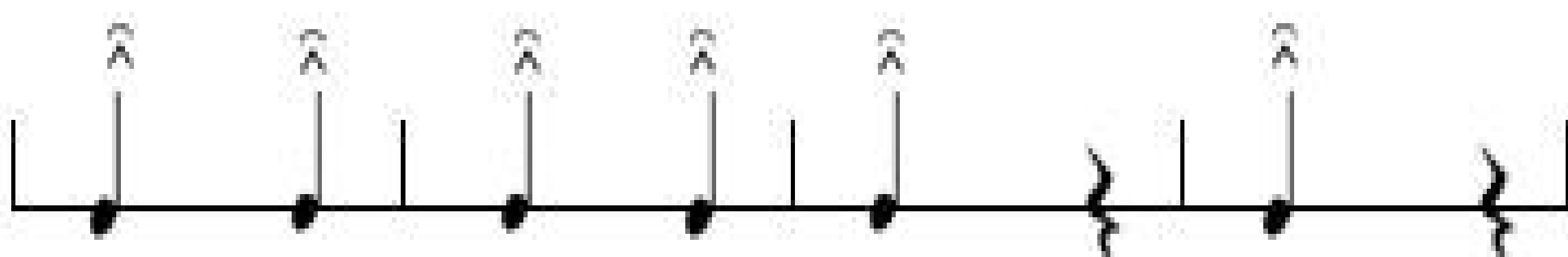
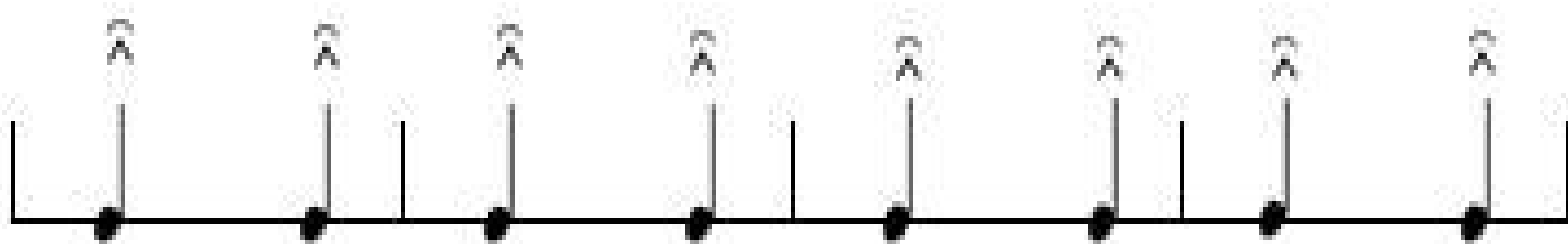
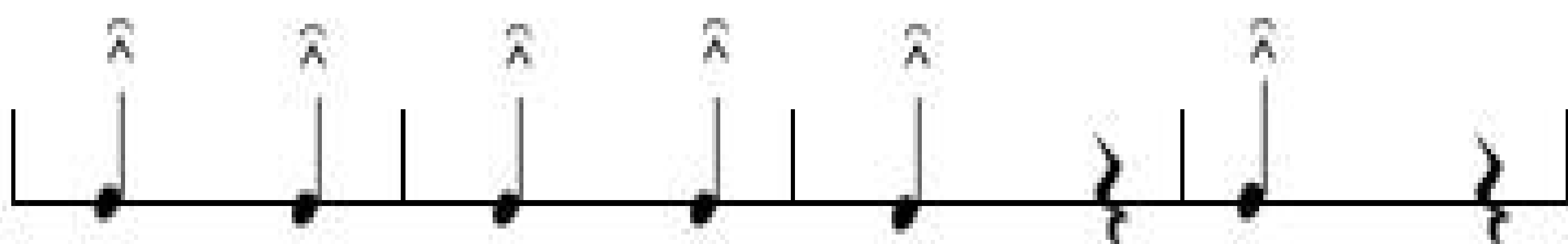
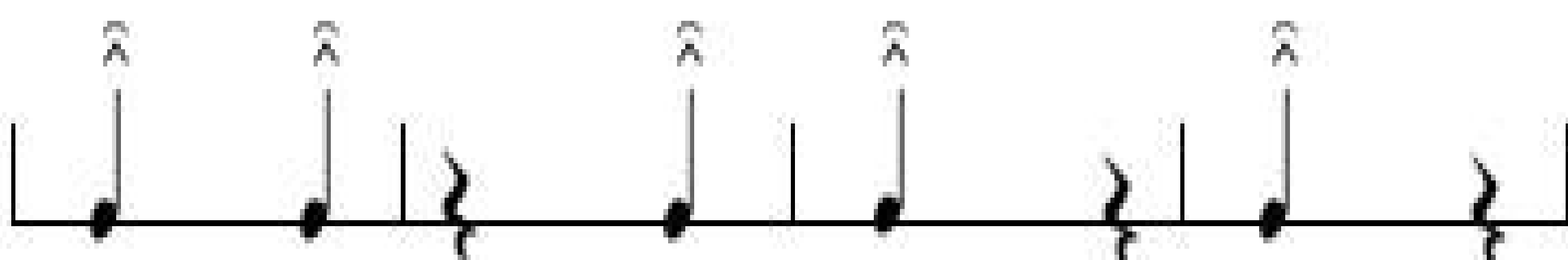
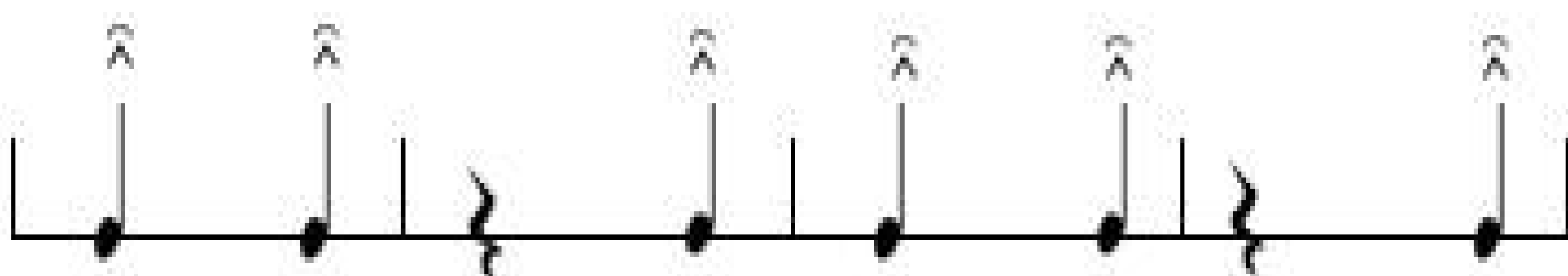
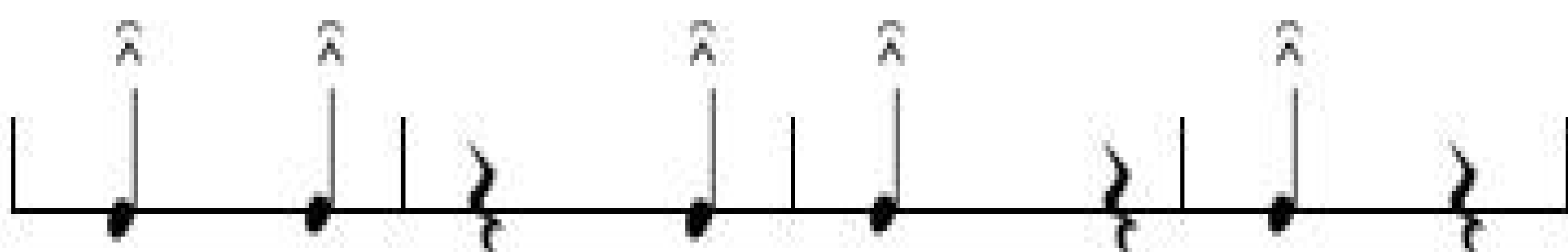
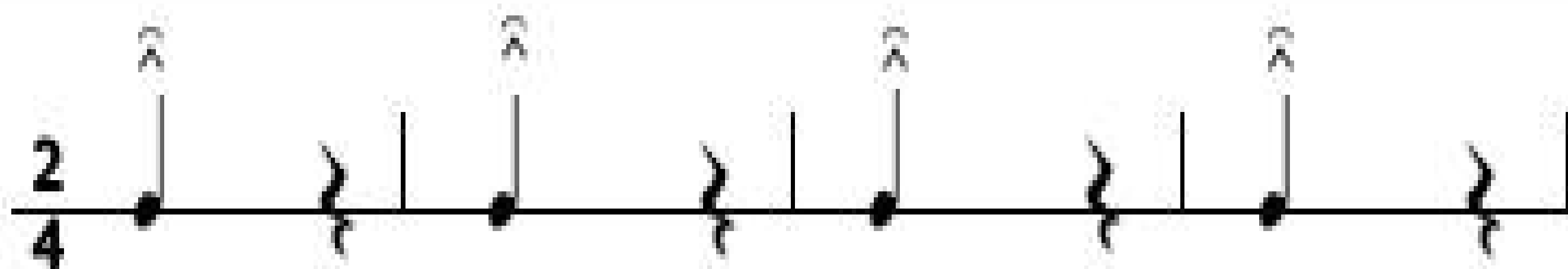
۲ ضرب



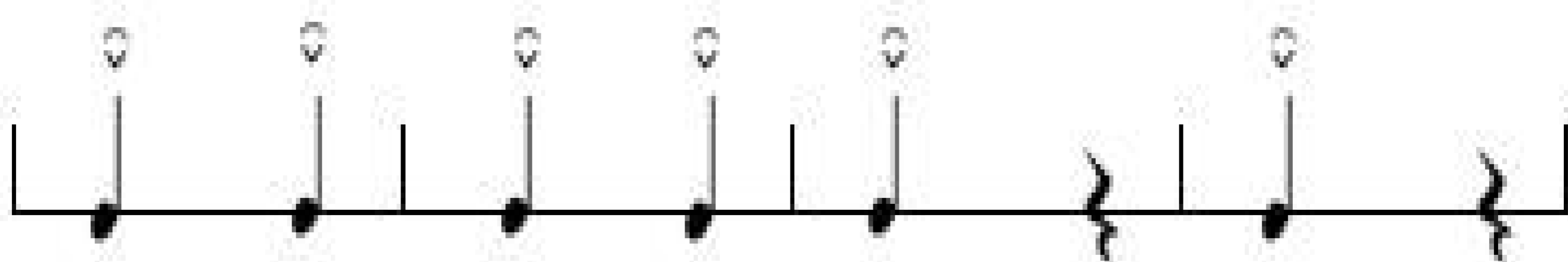
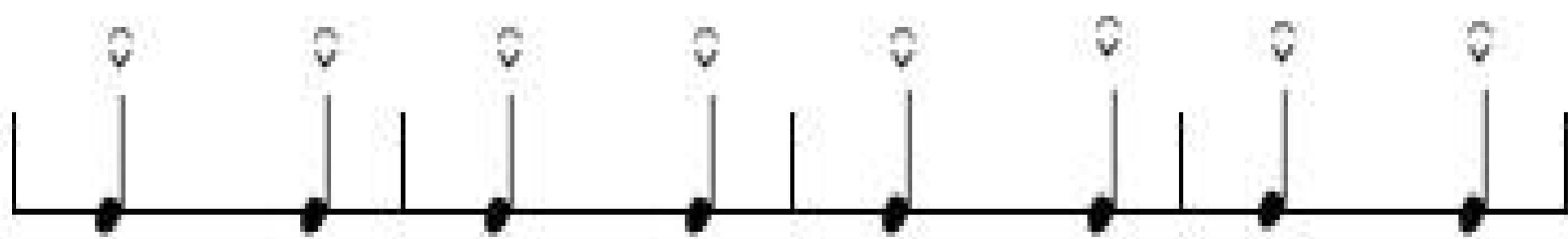
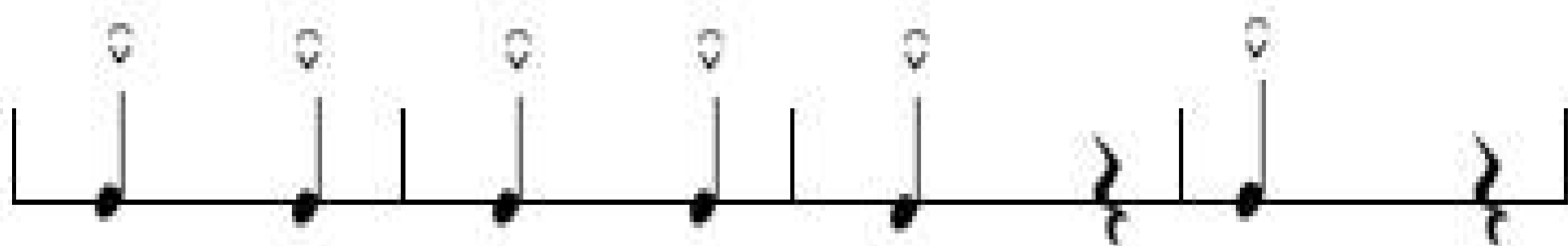
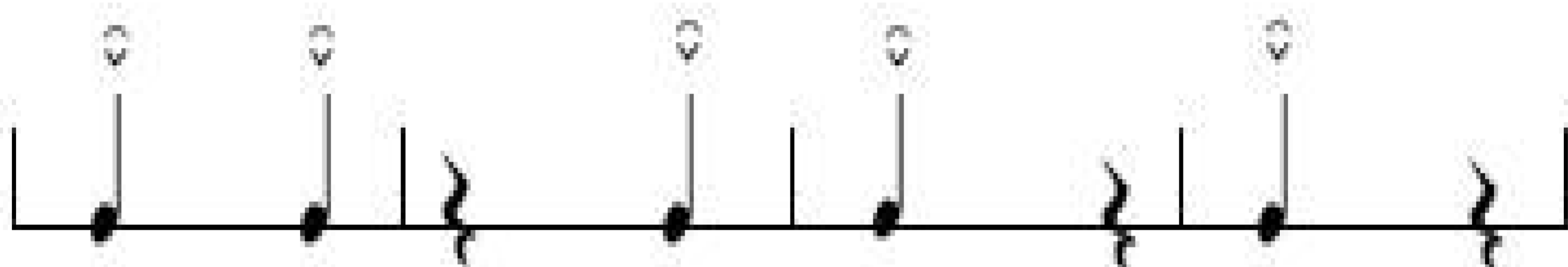
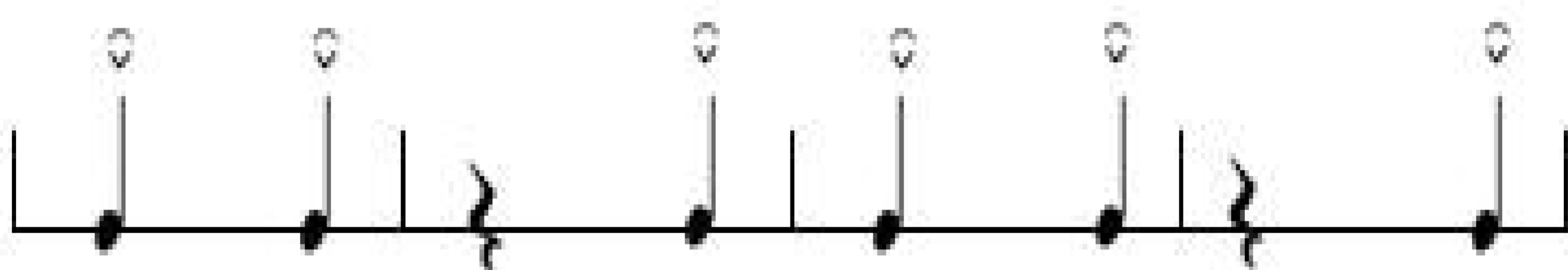
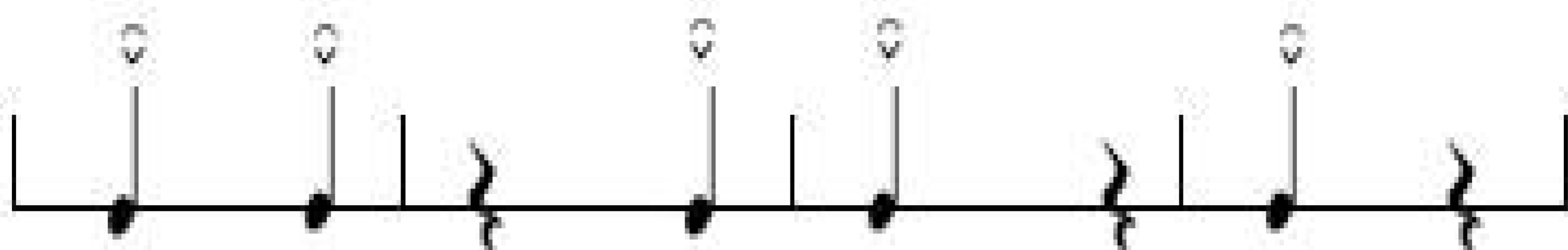
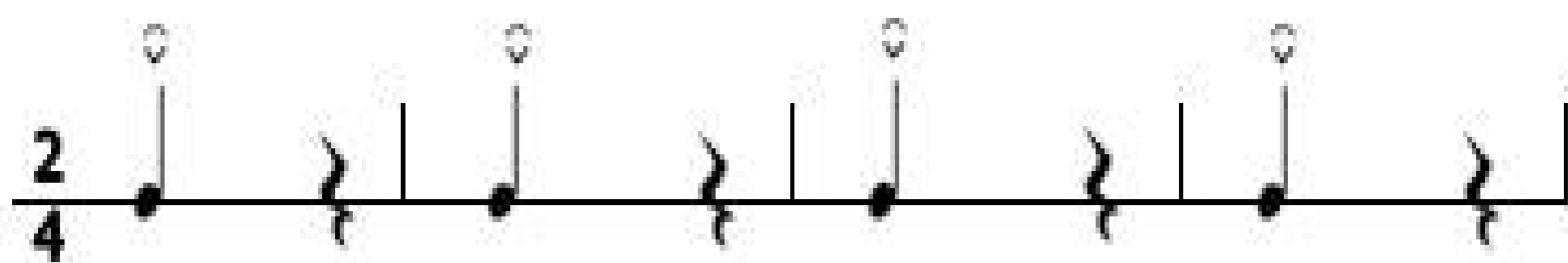


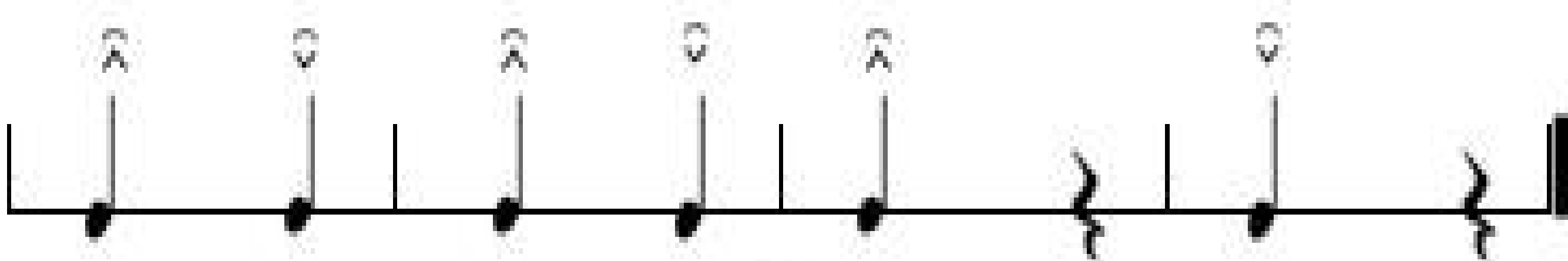
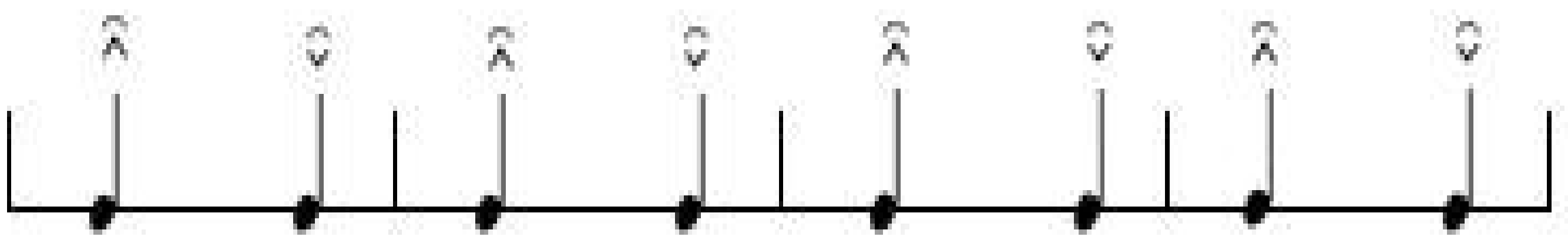
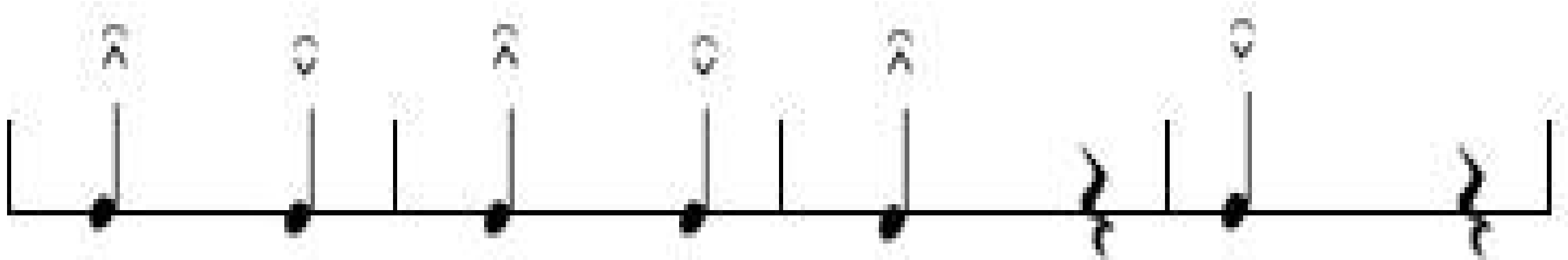
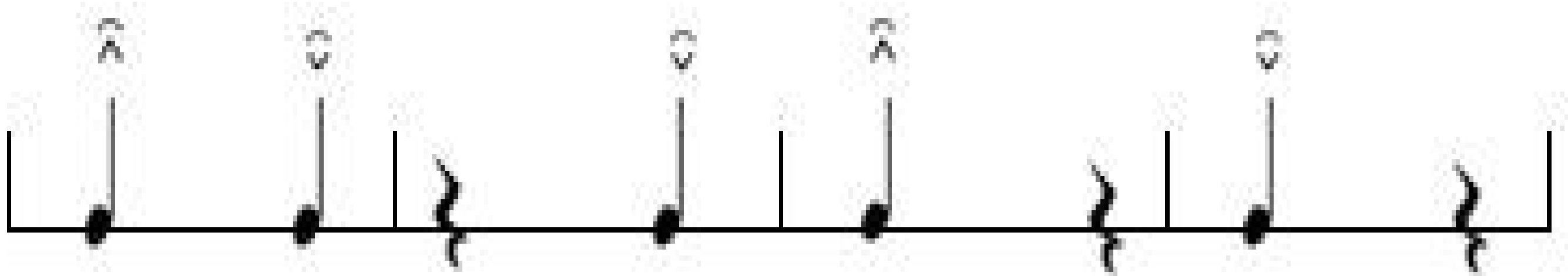
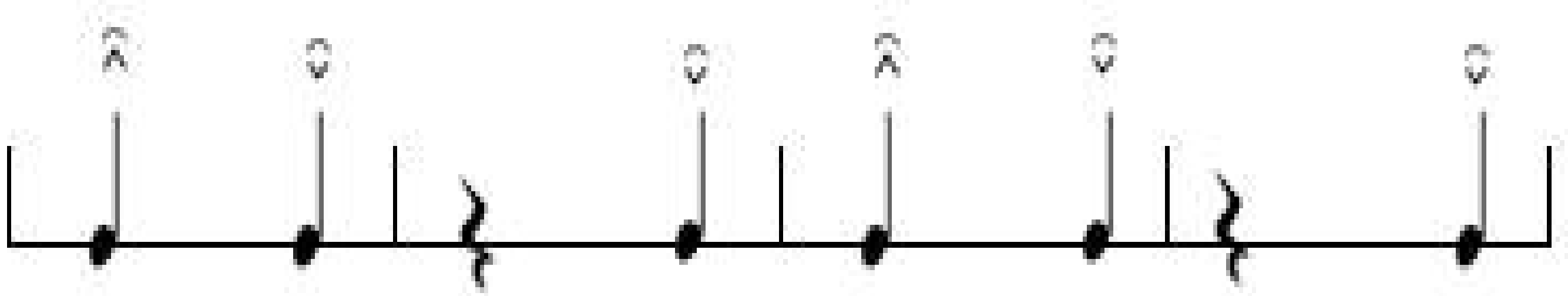
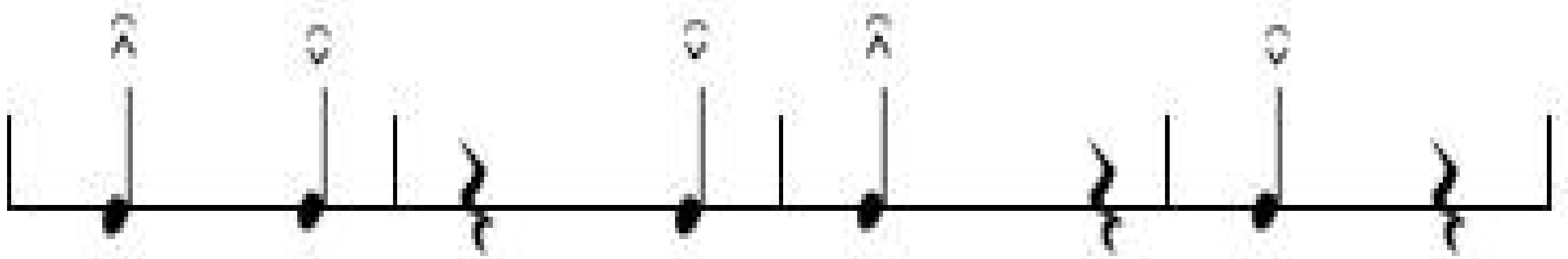
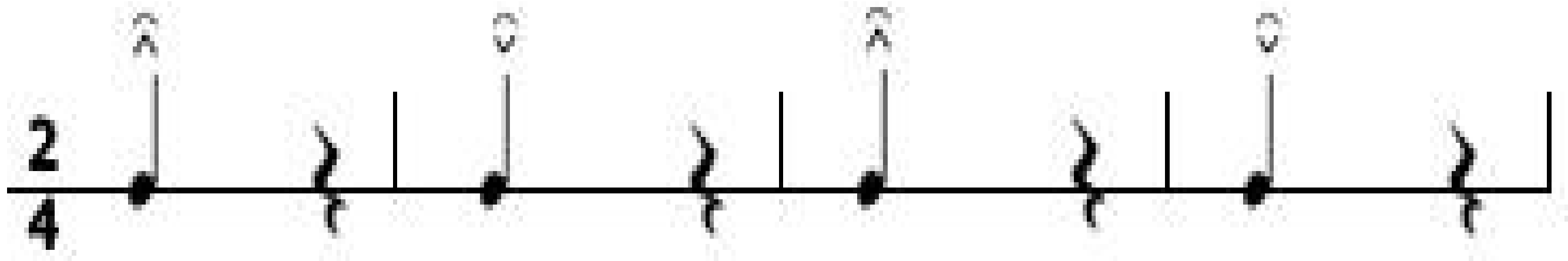
منتهی ۵



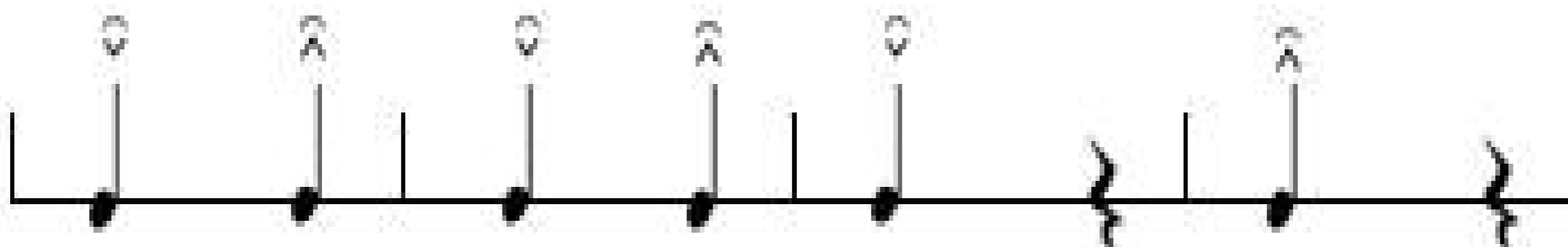
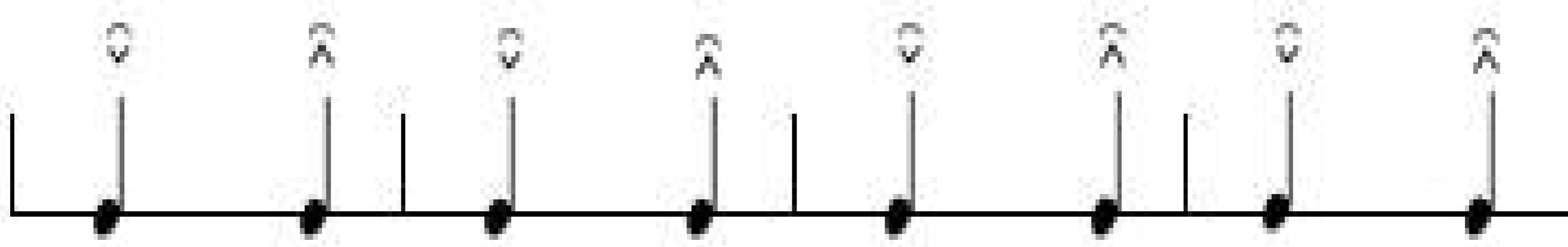
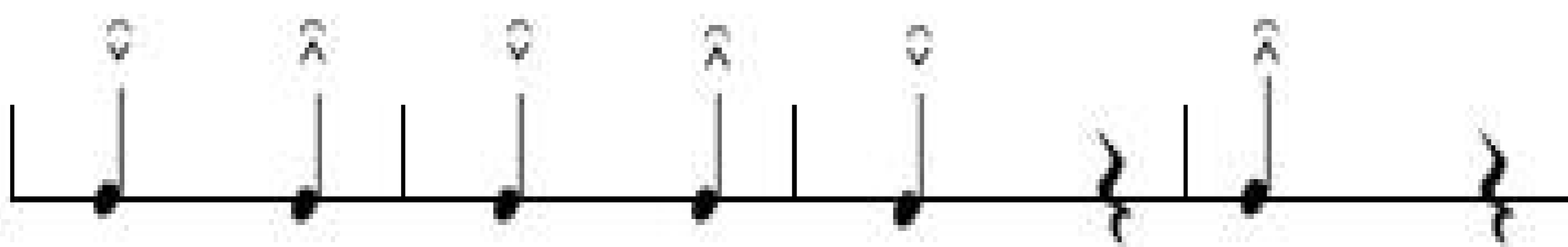
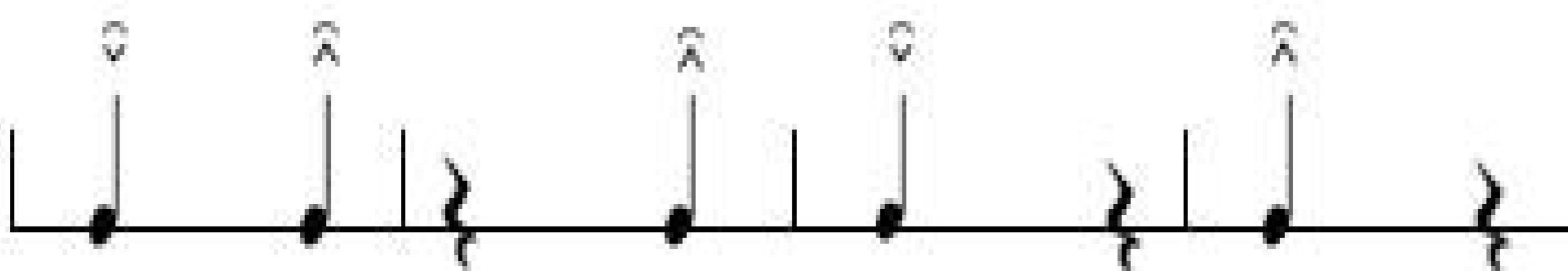
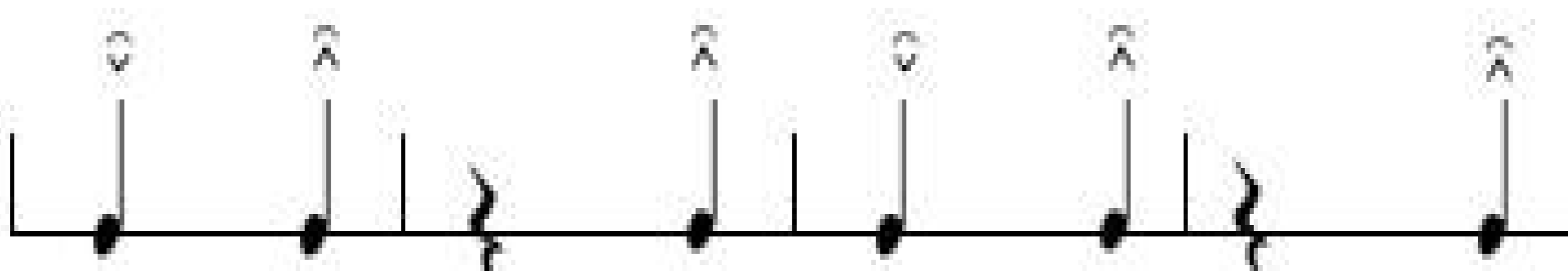
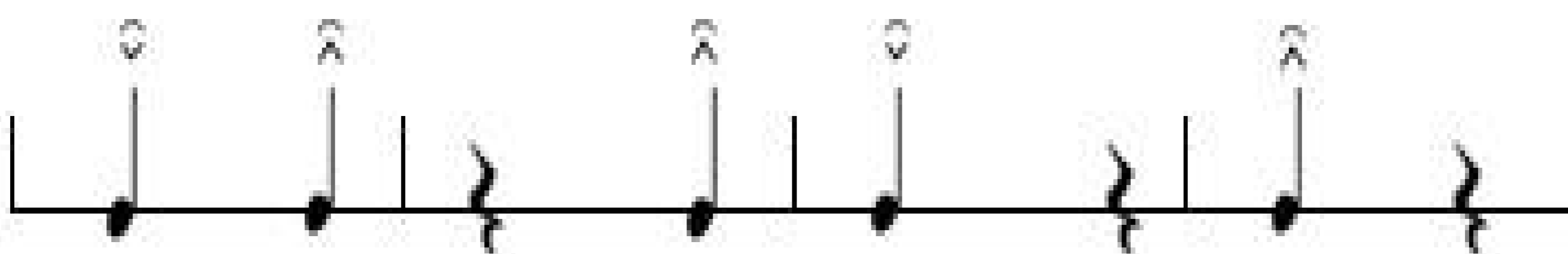
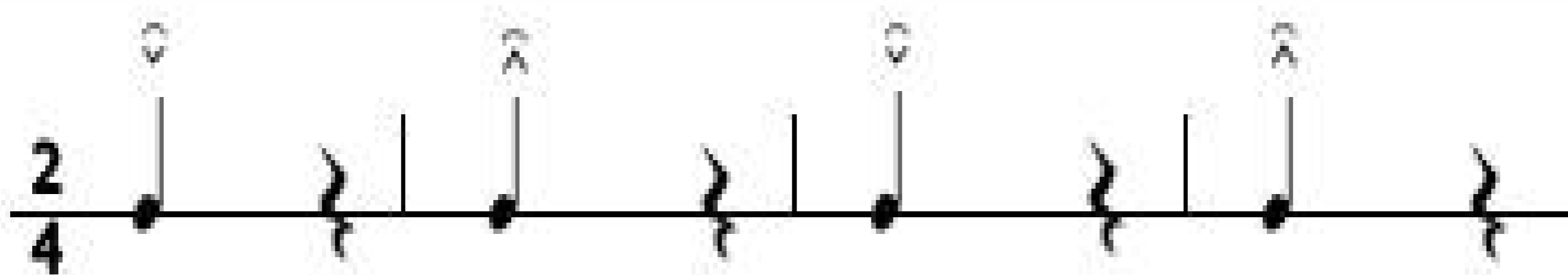


آرامه





صفحه ۱۰



2
4

A musical staff with a 2/4 time signature. It contains eight notes: a quarter note (C), an eighth note (D), a quarter note (E), an eighth note (F), a quarter note (G), an eighth note (A), a quarter note (B), and an eighth note (C). There are two rests between the eighth notes.

A musical staff with notes and rests. It contains eight notes: a quarter note (C), an eighth note (D), a quarter note (E), an eighth note (F), a quarter note (G), an eighth note (A), a quarter note (B), and an eighth note (C). There are two rests between the eighth notes. The staff ends with a fermata.

A musical staff with notes and rests. It contains eight notes: a quarter note (A), an eighth note (B), a quarter note (C), an eighth note (D), a quarter note (E), an eighth note (F), a quarter note (G), and an eighth note (A). There are two rests between the eighth notes.

A musical staff with notes and rests. It contains eight notes: a quarter note (A), an eighth note (B), a quarter note (C), an eighth note (D), a quarter note (E), an eighth note (F), a quarter note (G), and an eighth note (A). There are two rests between the eighth notes. The staff ends with a fermata.

A musical staff with notes and rests. It contains eight notes: a quarter note (C), an eighth note (D), a quarter note (E), an eighth note (F), a quarter note (G), an eighth note (A), a quarter note (B), and an eighth note (C). There are two rests between the eighth notes.

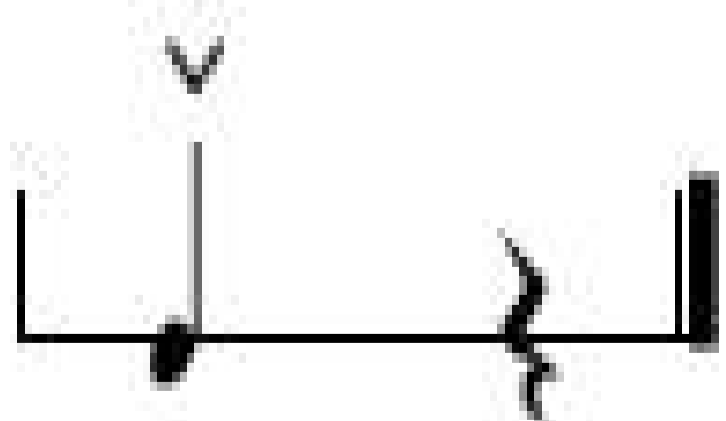
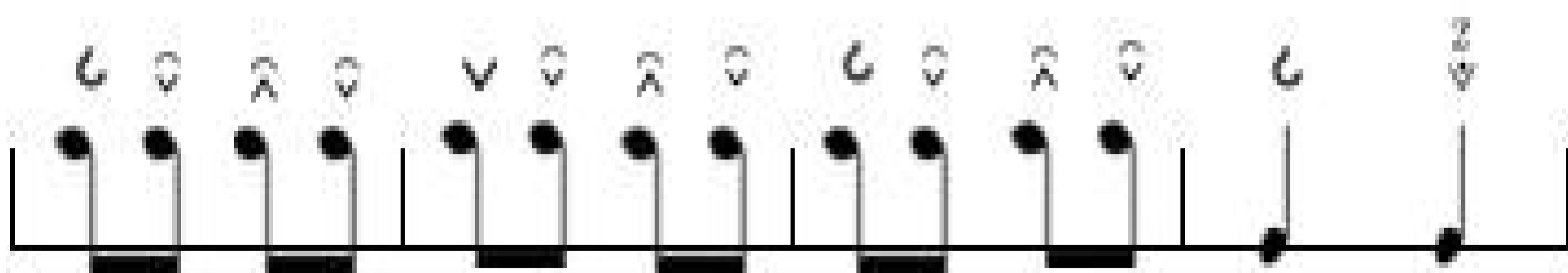
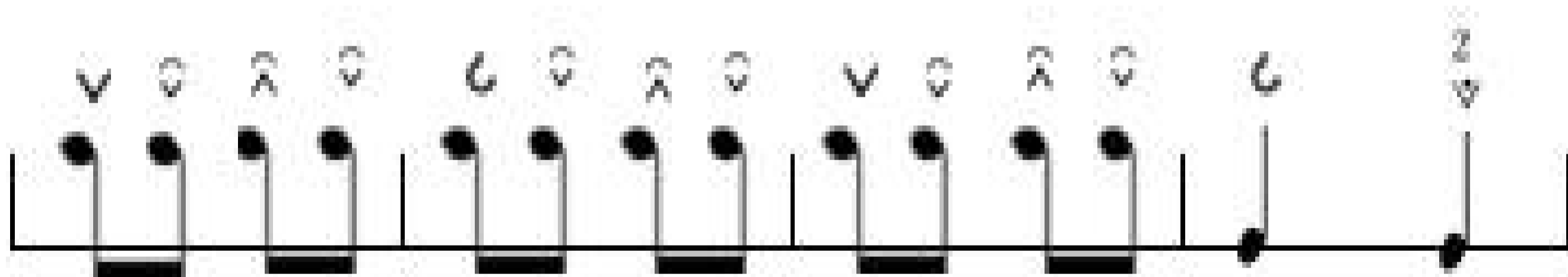
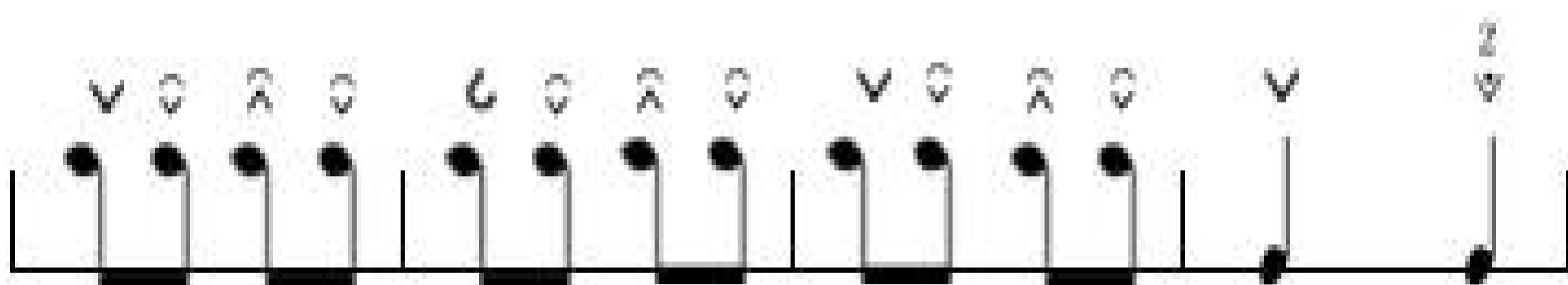
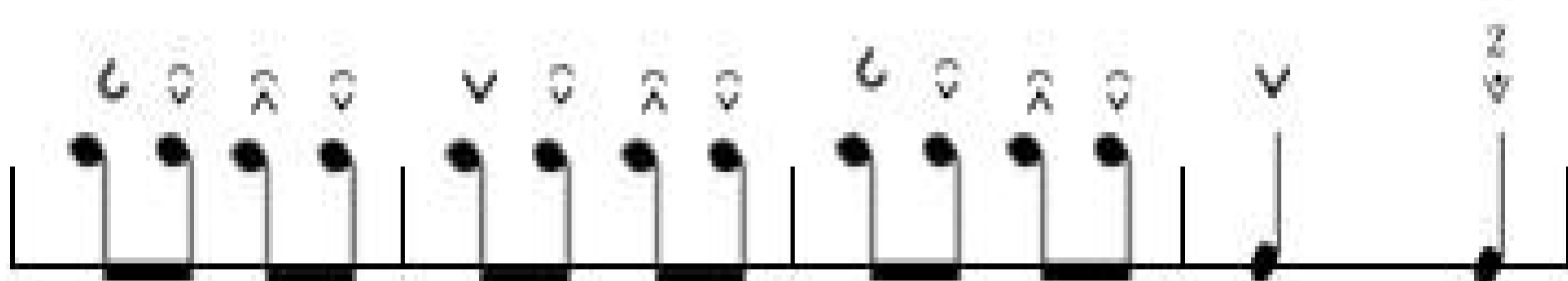
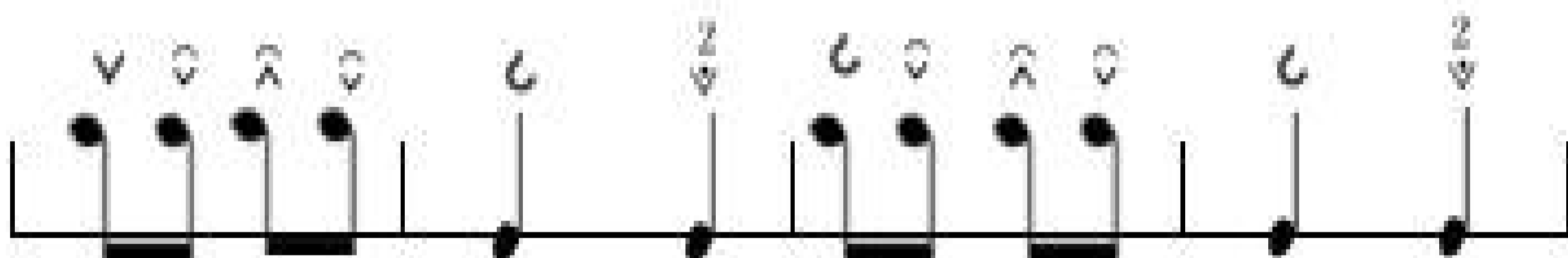
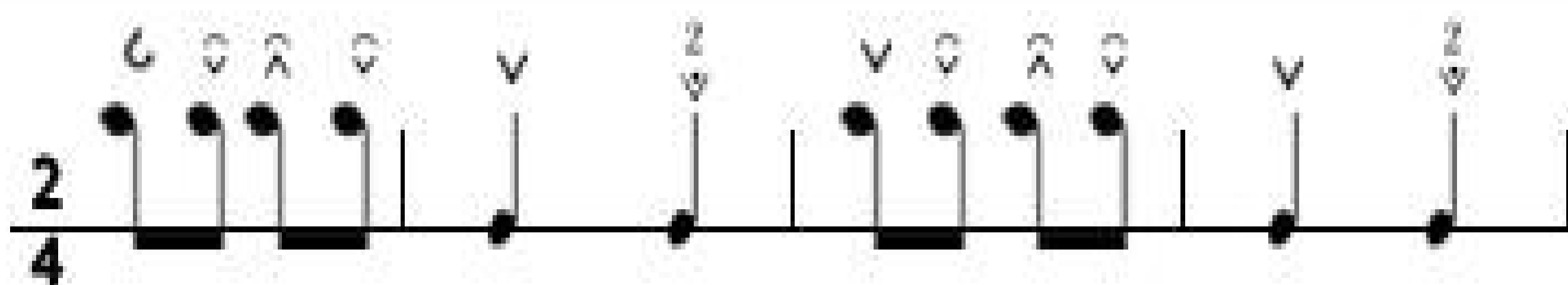
A musical staff with notes and rests. It contains eight notes: a quarter note (A), an eighth note (B), a quarter note (C), an eighth note (D), a quarter note (E), an eighth note (F), a quarter note (G), and an eighth note (A). There are two rests between the eighth notes. The staff ends with a fermata and a double bar line.

A musical staff with notes and rests. It contains one note: a quarter note (C). The staff ends with a fermata and a double bar line.

12

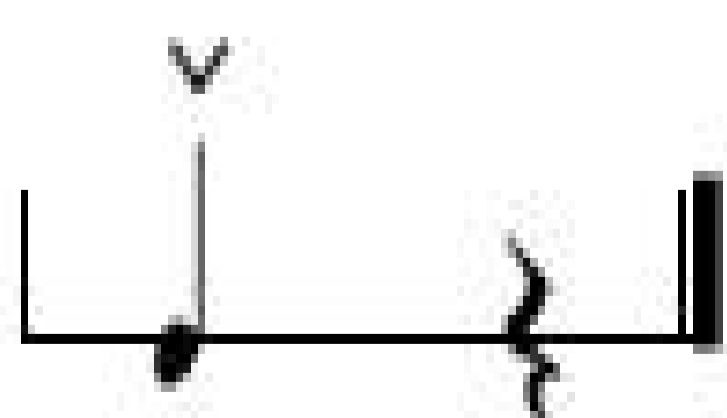
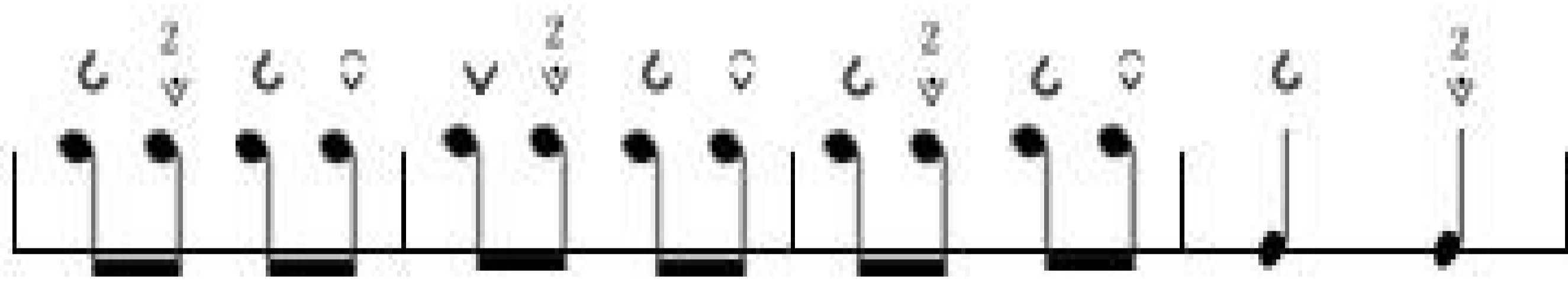
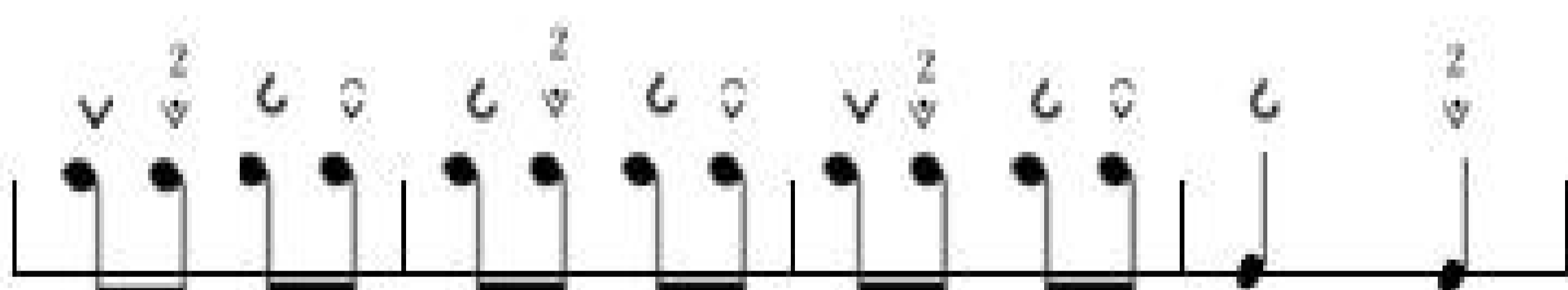
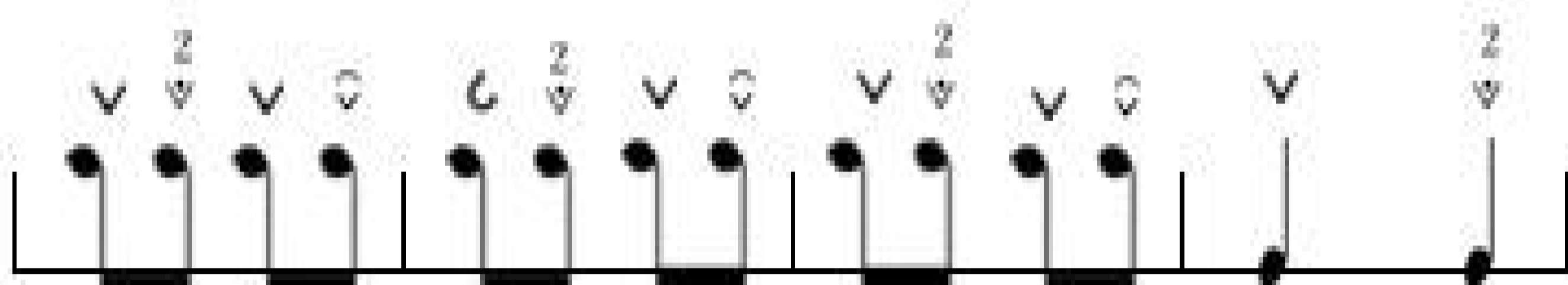

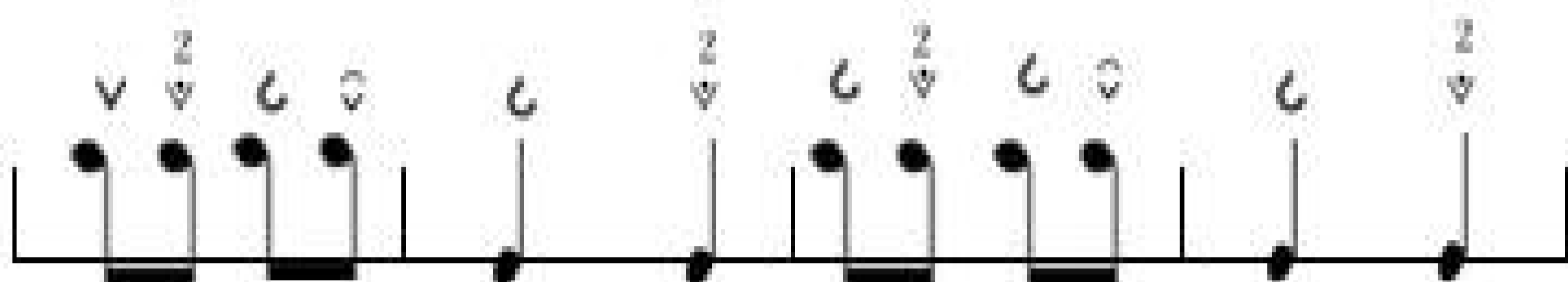
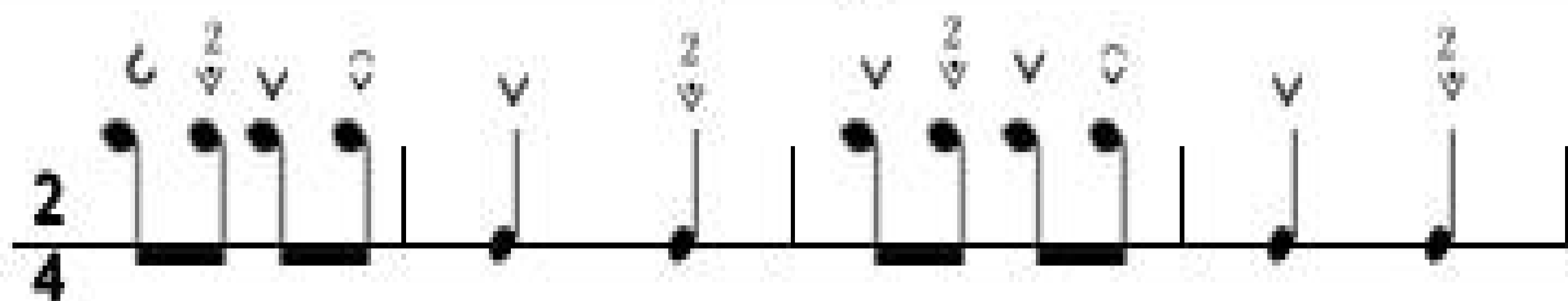
تالیف و تدوین: کریم طاهری

2
4

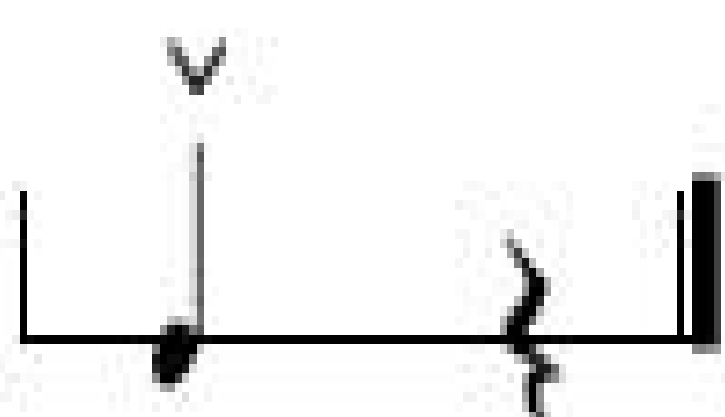
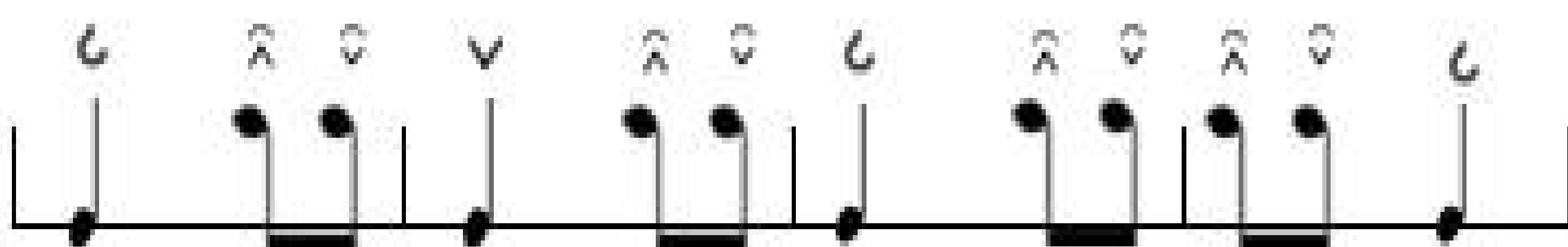
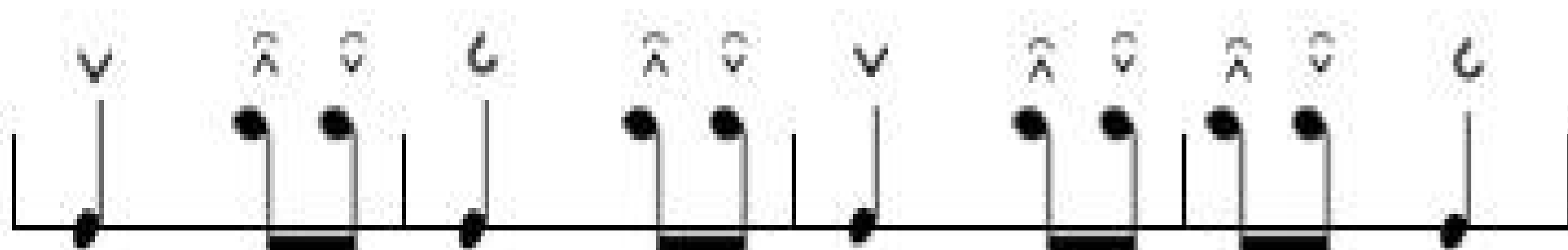
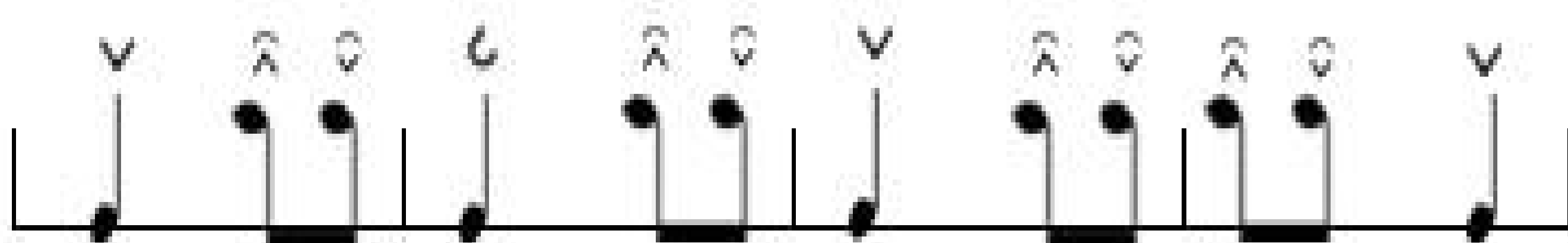
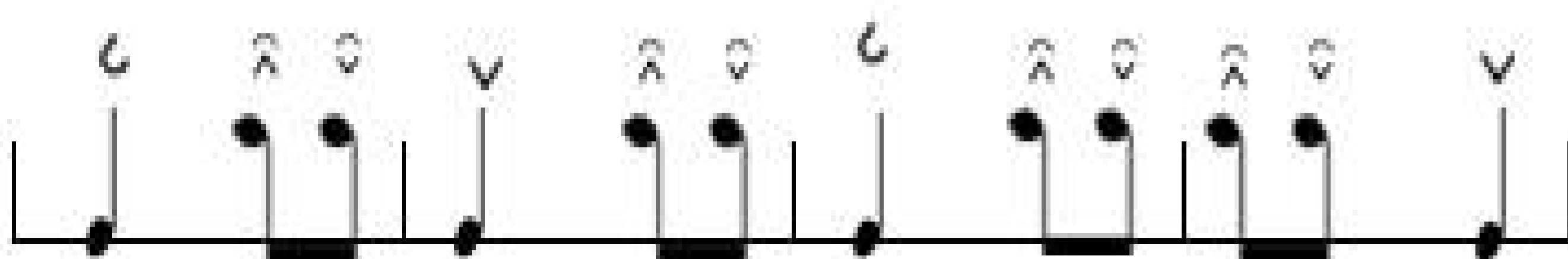
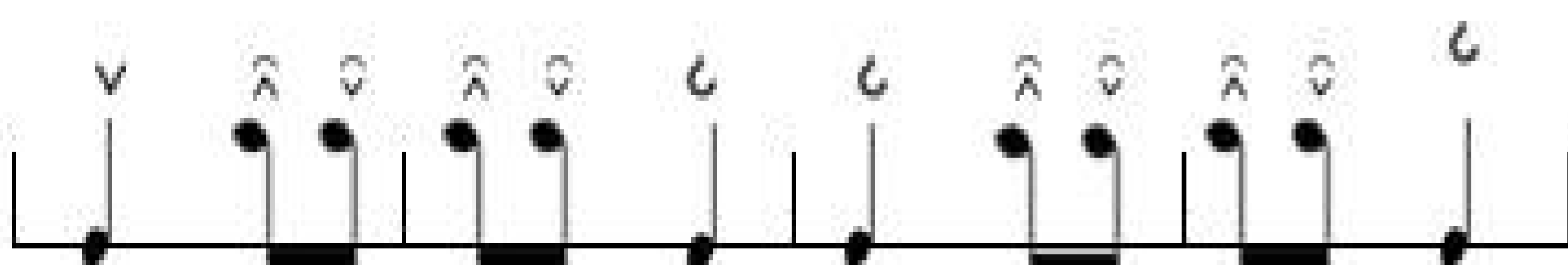
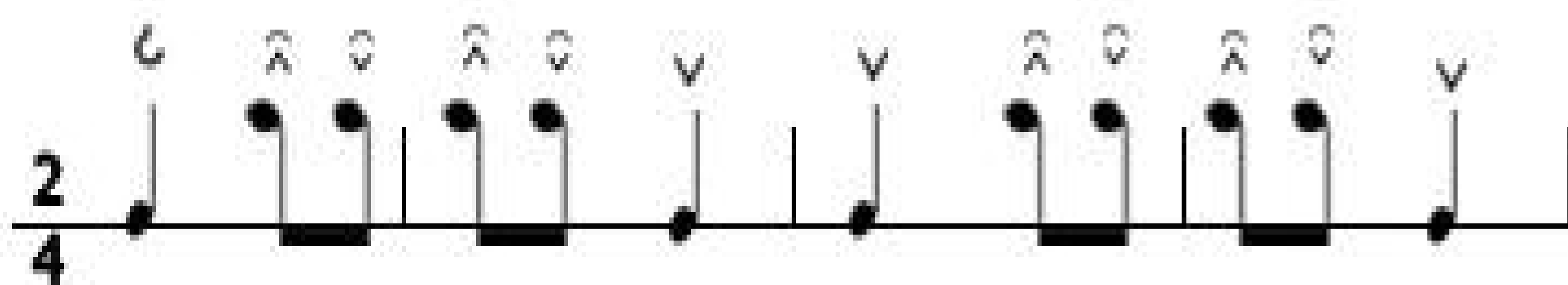


توجه: لطفاً تمرین فوق را یکبار با جایگزینی V بجای A
و V بجای D اجرا نمایید

توجه: لطفاً تمرین فوق را یکبار با جایگزینی \vee بجای \curvearrowright و \vee بجای \circ اجرا نمایید

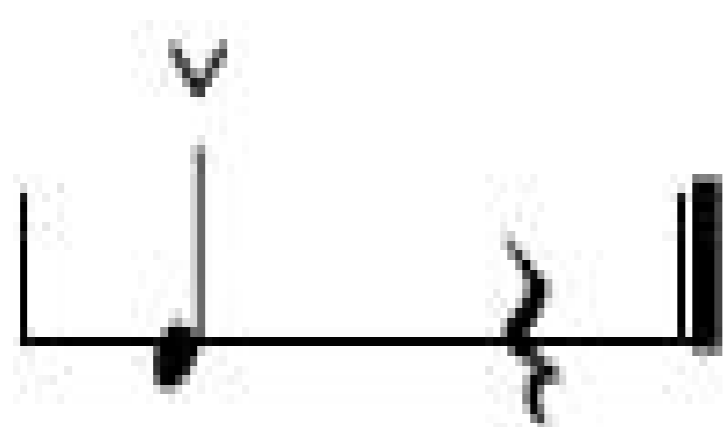
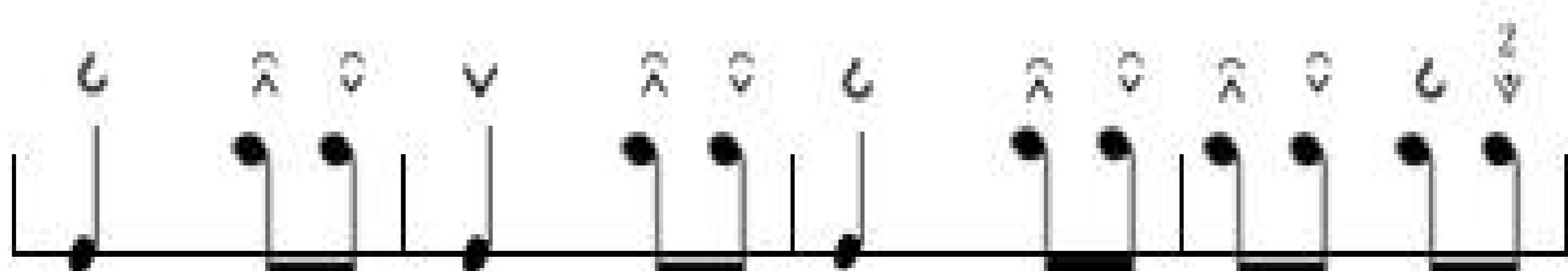
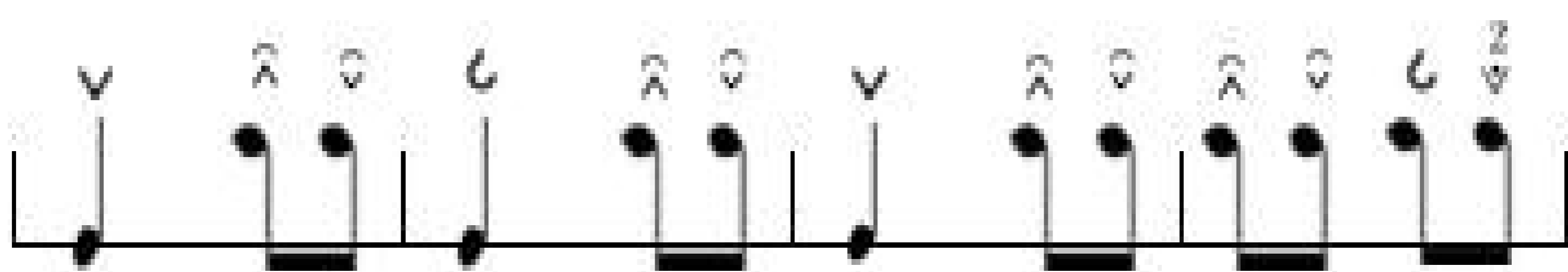
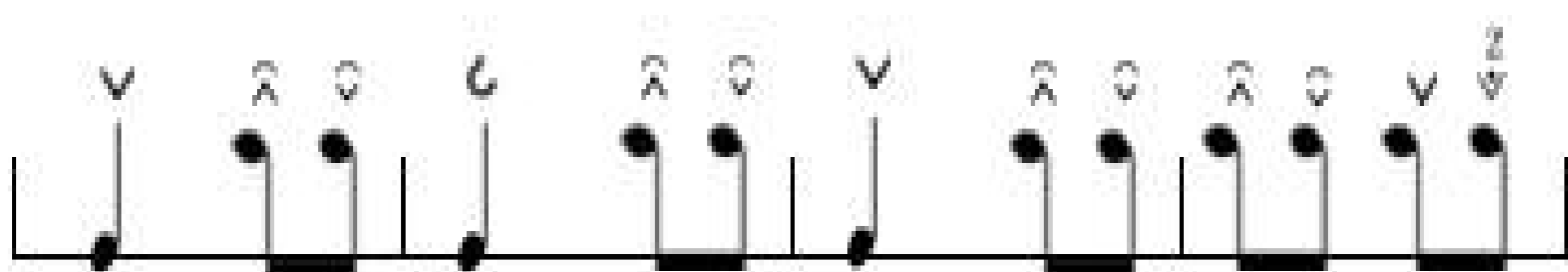
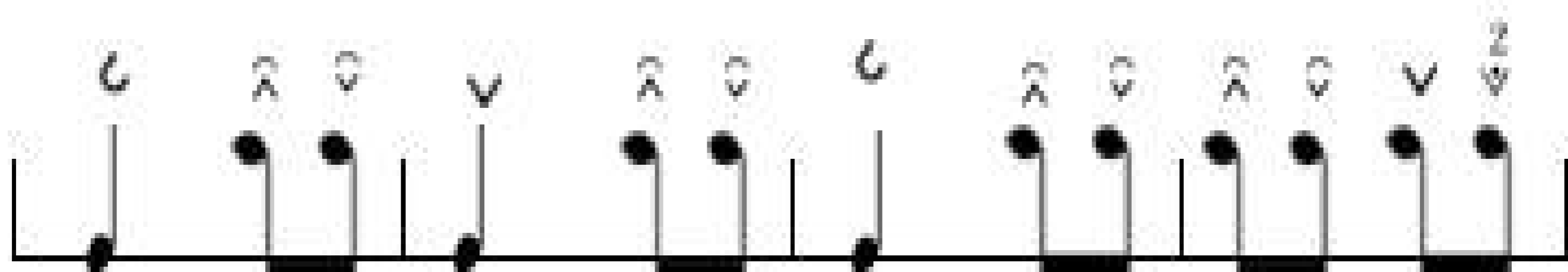
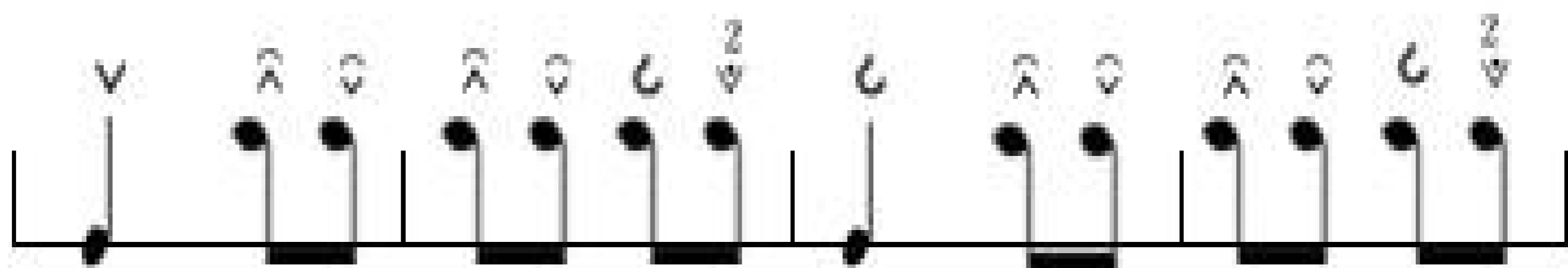
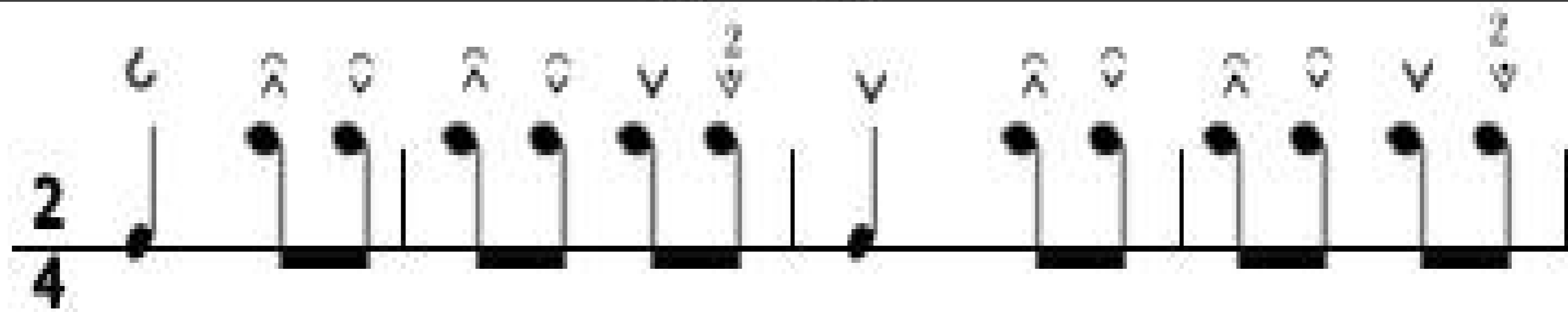


توجه: لطفا تمرین فوق را یکبار با جایگزینی V بجای \hat{A} و V بجای \hat{C} اجرا نمایید



توجه: لطفاً تمرین فوق را یکبار با جایگزینی $\hat{\vee}$ بجای $\hat{\wedge}$

و \vee بجای \ominus اجرا نمایید



توجه: لطفاً تمرین فوق را یکبار یا جایگزینی \vee بجای \wedge
و \vee بجای \odot اجرا نمایید

18

تالیف و تدوین: کریم طاهری

توجه: لطفاً تمرین فوق را یکبار با جایگزینی V بجای A و V بجای O اجرا نمایید

19

تالیف و تدوین: کریم طاهری

توجه: لطفاً تمرین فوق را یکبار با جایگزینی V بجای A و بجای O اجرا نمایید

20

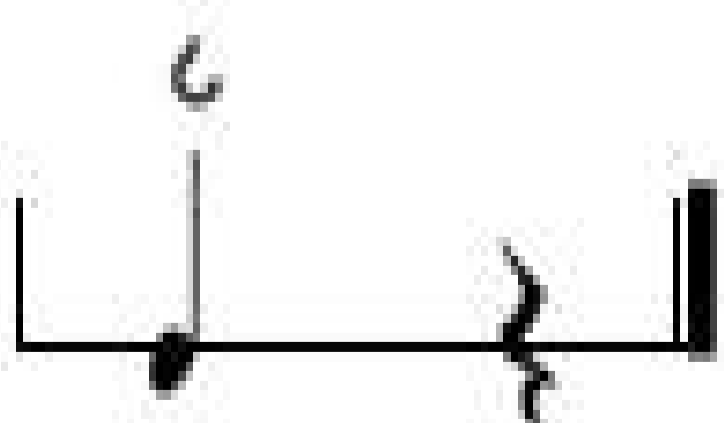
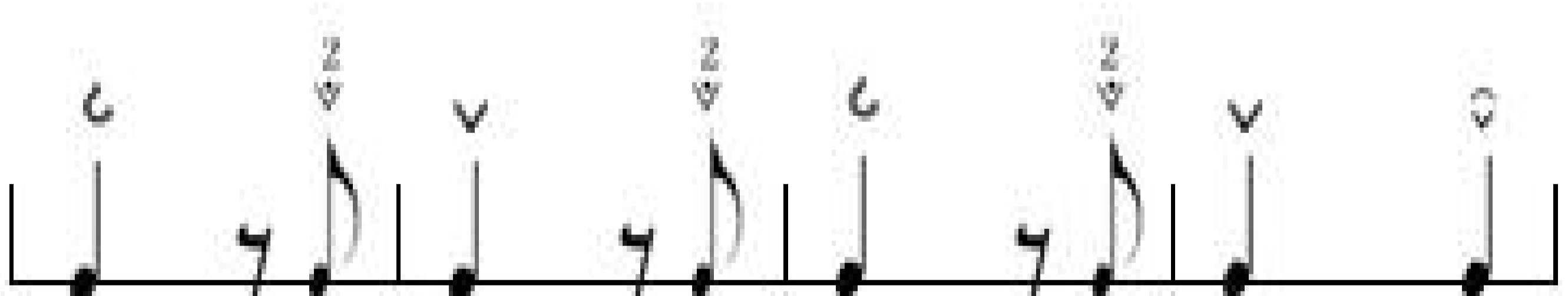

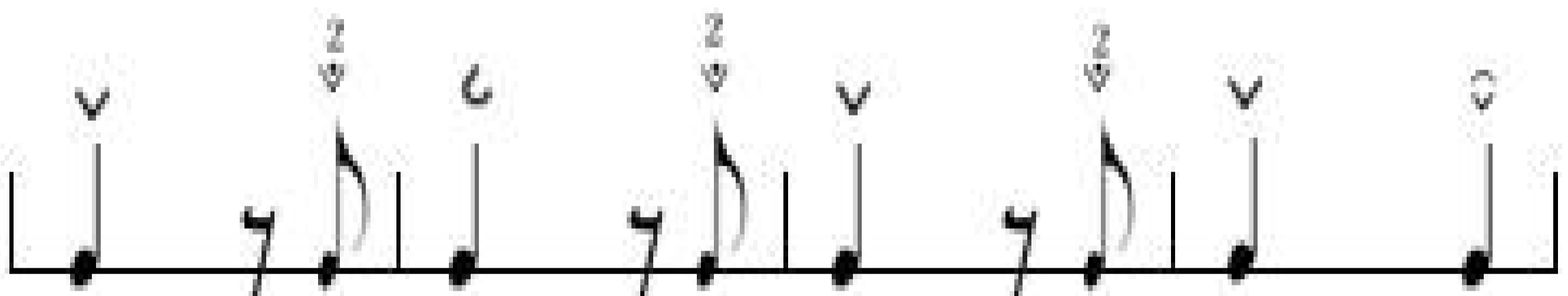
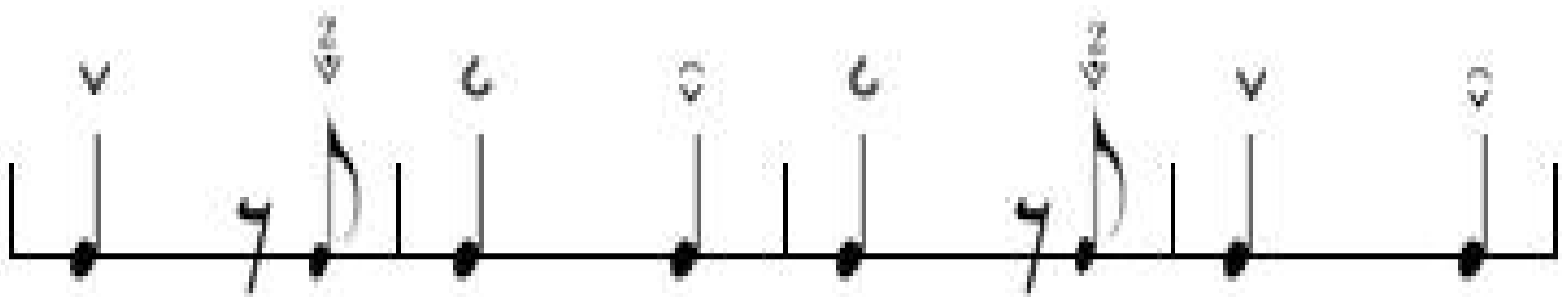
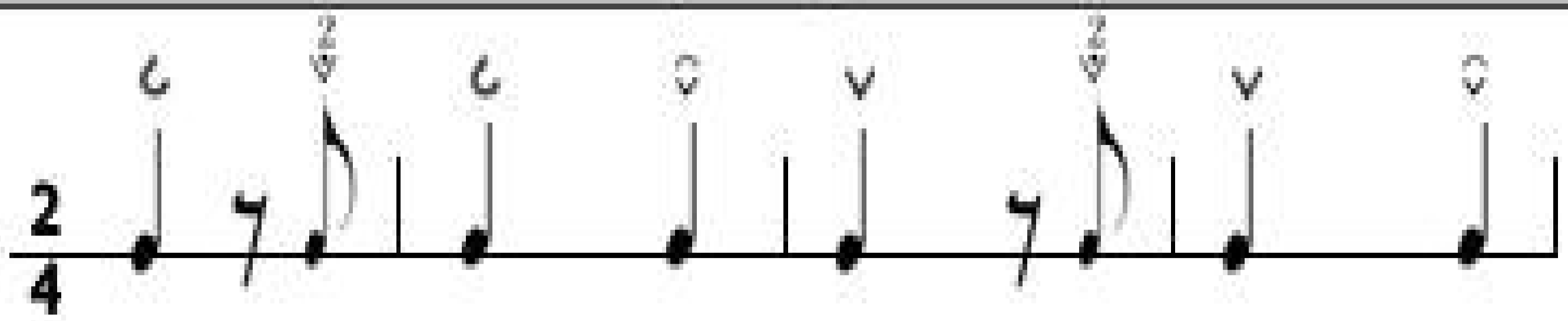
تالیف و تدوین: کریم طاهری

توجه: لطفاً تمرین فوقی را یکبار با چابکزی و \vee بجای \wedge
 و \vee بجای \wedge اجرا نمایید

21

تالیف و تدوین: کریم طاهری

توجه: لطفاً تمرین فوق را یکبار با جایگزینی \vee بجای c
 و c بجای c اجرا نمایید



توجه: لطفاً تمرین فوقی را یکبار با جایگزینی 'v' بجای '8'

و 'C' بجای 'v' اجرا نمایید

23

تالیف و تدوین: کریم طاهری

2
4

توجه: لطفاً تمرین فوق را یکبار با جایگزینی ♩ بجای ♩ و ♩ بجای ♩ اجرا نمایید

24

تالیف و تدوین: کریم طاهری

توجه: لطفا تمرین فوق را یکبار با جایگزینی ۷ بجای ۸
و ۷ بجای ۹ اجرا نمایید

25

تالیف و تدوین: کریم طاهری

توجه: لطفاً تمرین فوق را یکبار با جایگزینی V بجای ^

و V بجای C اجرا نمایید

Handwritten musical notation on a staff. Above the staff are rhythmic symbols: a C-shaped symbol, an ^ symbol, a 1 with a v below it, a 2 with a v below it, a 3 with a v below it, a 4 with a v below it, an ^ symbol, a C-shaped symbol, an ^ symbol, an ^ symbol, a 1 with a v below it, a 2 with a v below it, a 3 with a v below it, a 4 with a v below it, an ^ symbol, and a C-shaped symbol. Below the staff are vertical stems with dots at the top, grouped into pairs. The number '2' is written on the left side of the staff, and the number '4' is written below the first two pairs of stems.

Handwritten musical notation on a staff. Above the staff are rhythmic symbols: an ^ symbol, a C-shaped symbol, a 1 with a v below it, a 2 with a v below it, a 3 with a v below it, a 4 with a v below it, an ^ symbol, a C-shaped symbol, a C-shaped symbol, a 1 with a v below it, a 2 with a v below it, a 3 with a v below it, a 4 with a v below it, an ^ symbol, and a C-shaped symbol. Below the staff are vertical stems with dots at the top, grouped into pairs.

Handwritten musical notation on a staff. Above the staff are rhythmic symbols: a C-shaped symbol, an ^ symbol, a 1 with a v below it, a 2 with a v below it, an ^ symbol, an ^ symbol, a 1 with a v below it, a 2 with a v below it, a C-shaped symbol, an ^ symbol, a 1 with a v below it, a 2 with a v below it, a 3 with a v below it, a 4 with a v below it, an ^ symbol, and a C-shaped symbol. Below the staff are vertical stems with dots at the top, grouped into pairs.

Handwritten musical notation on a staff. Above the staff are rhythmic symbols: an ^ symbol, an ^ symbol, a 1 with a v below it, a 2 with a v below it, a C-shaped symbol, an ^ symbol, a 1 with a v below it, a 2 with a v below it, an ^ symbol, an ^ symbol, a 1 with a v below it, a 2 with a v below it, a 3 with a v below it, a 4 with a v below it, an ^ symbol, and a C-shaped symbol. Below the staff are vertical stems with dots at the top, grouped into pairs.

Handwritten musical notation on a staff. Above the staff are rhythmic symbols: an ^ symbol, a C-shaped symbol, a 1 with a v below it, a 2 with a v below it, a C-shaped symbol, a C-shaped symbol, a 1 with a v below it, a 2 with a v below it, an ^ symbol, a C-shaped symbol, a 1 with a v below it, a 2 with a v below it, a 3 with a v below it, a 4 with a v below it, an ^ symbol, and a C-shaped symbol. Below the staff are vertical stems with dots at the top, grouped into pairs.

Handwritten musical notation on a staff. Above the staff are rhythmic symbols: a C-shaped symbol, a C-shaped symbol, a 1 with a v below it, a 2 with a v below it, an ^ symbol, a C-shaped symbol, a 1 with a v below it, a 2 with a v below it, a C-shaped symbol, a C-shaped symbol, a 1 with a v below it, a 2 with a v below it, a 3 with a v below it, a 4 with a v below it, an ^ symbol, and a C-shaped symbol. Below the staff are vertical stems with dots at the top, grouped into pairs.

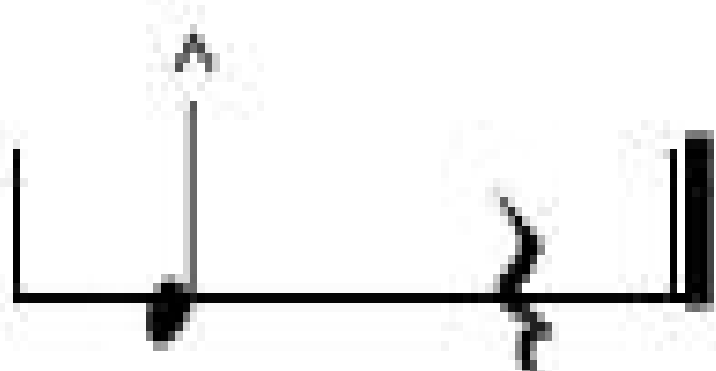
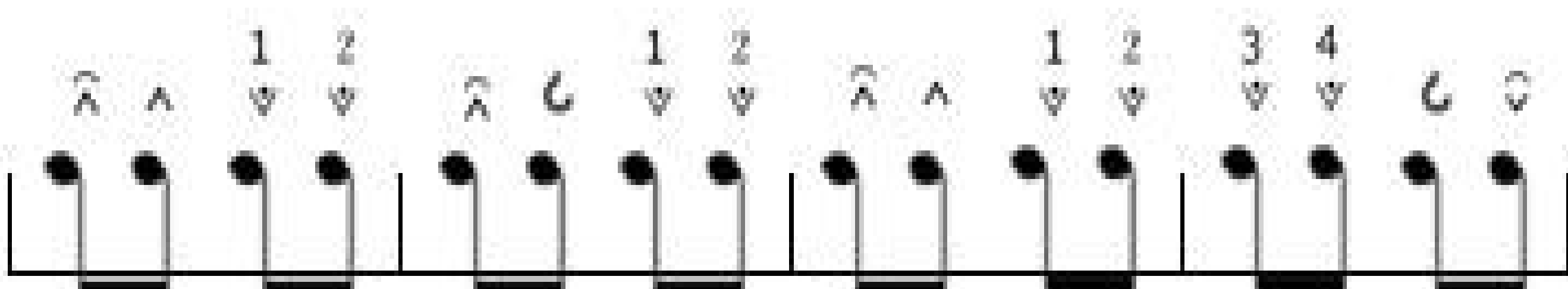
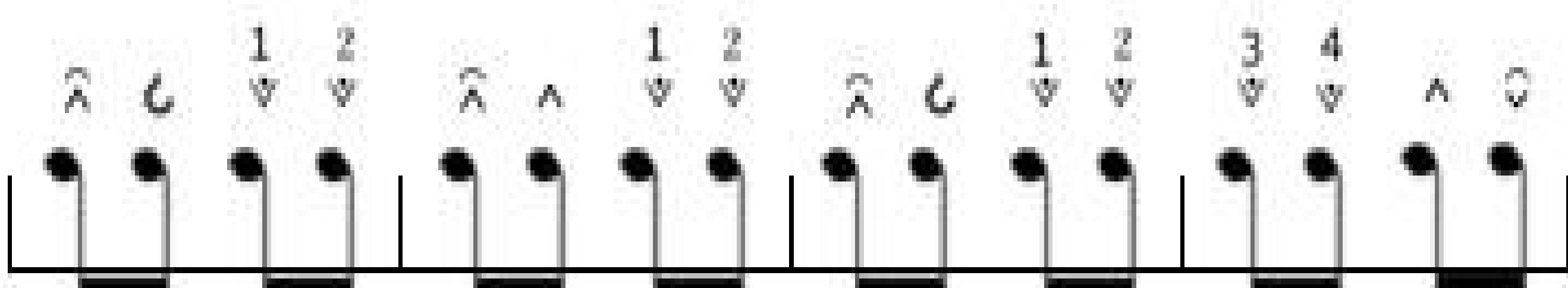
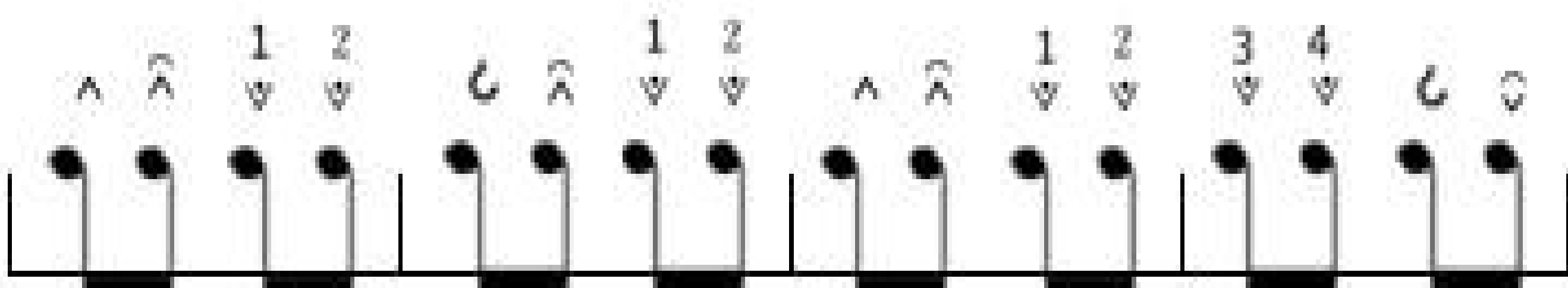

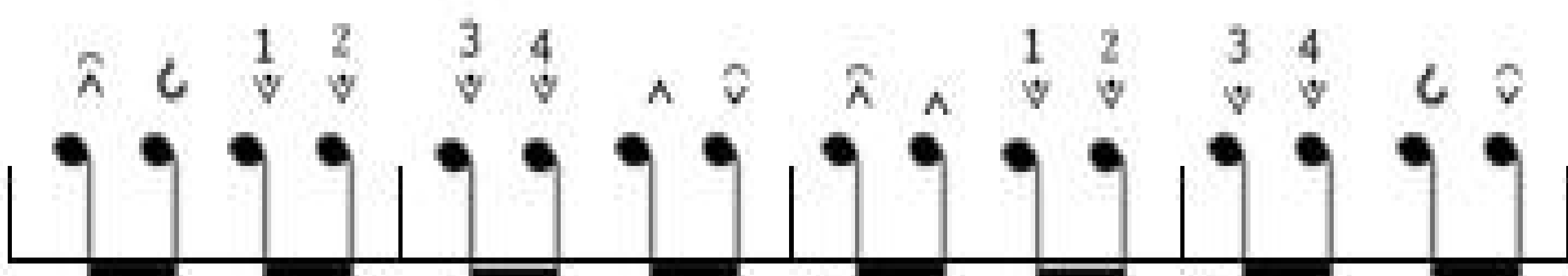
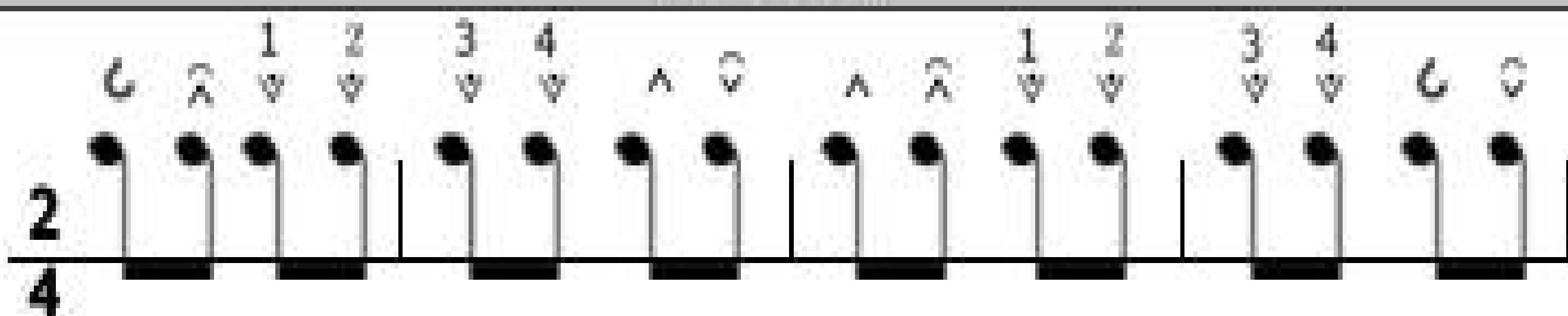
Handwritten musical notation on a staff. Above the staff is a C-shaped symbol. Below the staff is a single vertical stem with a dot at the top, followed by a horizontal line and a vertical line ending in a hook-like shape.

توجه: لطفا تمرین فوق را یکبار با جایگزینی ۸ بجای ۸
و ۷ بجای ۷ اجرا نمایید

2
4

توجه: لطفاً تمرین فوق را یکبار با چابک‌زنی ^ بجای C
و ۱ بجای C اجرا نمایید

توجه: لطفاً تمرین فوق را یکبار با جایگزینی ۸ بجای ۸ و ۷ بجای ۷ اجرا نمایید



توجه: لطفاً تمرین فوقی را یکبار با جایگزینی ^ بجای ^

و v بجای O اجرا نمایید

31

تالیف و تدوین: کریم طاهری

32

تالیف و تدوین: کریم طاهری

35

تالیف و تدوین: کریم طاهری

3/4

3/4

صفحه ۳۷

$\text{C} \overset{2}{\text{V}} \text{V} \overset{2}{\text{V}} \text{A} \text{O} \text{A} \text{O} \text{V} \overset{2}{\text{V}} \text{V} \overset{2}{\text{V}} \text{A} \text{O} \text{A} \text{O} \text{V} \overset{2}{\text{V}} \text{C} \overset{2}{\text{V}} \text{A} \text{O} \text{A} \text{O}$

$\text{C} \overset{2}{\text{V}} \text{C} \overset{2}{\text{V}} \text{A} \text{O} \text{A} \text{O} \text{C} \overset{2}{\text{V}} \text{V} \text{O} \text{A} \text{O} \text{A} \text{O} \text{V} \overset{2}{\text{V}} \text{V} \text{O} \text{A} \text{O} \text{A} \text{O}$

$\text{V} \overset{2}{\text{V}} \text{C} \text{O} \text{A} \text{O} \text{A} \text{O} \text{C} \overset{2}{\text{V}} \text{C} \text{O} \text{A} \text{O} \text{A} \text{O} \text{C} \overset{2}{\text{V}} \text{V} \overset{2}{\text{V}} \text{V} \overset{2}{\text{V}} \text{V} \overset{2}{\text{V}}$

$\text{V} \overset{2}{\text{V}} \text{V} \overset{2}{\text{V}} \text{V} \overset{2}{\text{V}} \text{V} \overset{2}{\text{V}} \text{V} \overset{2}{\text{V}} \text{V} \overset{2}{\text{V}} \text{V} \overset{2}{\text{V}} \text{V} \overset{2}{\text{V}} \text{C} \overset{2}{\text{V}} \text{C} \overset{2}{\text{V}} \text{V} \overset{2}{\text{V}} \text{V} \overset{2}{\text{V}}$

$\text{C} \overset{2}{\text{V}} \text{V} \text{O} \text{V} \overset{2}{\text{V}} \text{V} \overset{2}{\text{V}} \text{V} \overset{2}{\text{V}} \text{V} \overset{2}{\text{V}} \text{V} \overset{2}{\text{V}} \text{V} \overset{2}{\text{V}} \text{V} \overset{2}{\text{V}} \text{C} \text{O} \text{V} \overset{2}{\text{V}} \text{V} \overset{2}{\text{V}}$

$\text{C} \overset{2}{\text{V}} \text{C} \text{O} \text{V} \overset{2}{\text{V}} \text{V} \overset{2}{\text{V}} \text{C} \overset{2}{\text{V}} \text{C} \text{C}$

♩ ♪ ♪ ♩ ♪ ♪ ♩ ♪ ♪ ♩ ♪ ♪ ♩ ♪ ♪ ♩ ♪ ♪ ♩

♩ ♪ ♪ ♩ ♪ ♪ ♩ ♪ ♪ ♩ ♪ ♪ ♩ ♪ ♪ ♩ ♪ ♪ ♩

♩ ♪ ♪ ♩ ♪ ♪ ♩ ♪ ♪ ♩ ♪ ♪ ♩ ♪ ♪ ♩ ♪ ♪ ♩

♩ ♪ ♪ ♩ ♪ ♪ ♩ ♪ ♪ ♩ ♪ ♪ ♩ ♪ ♪ ♩ ♪ ♪ ♩

♩ ♪ ♪ ♩ ♪ ♪ ♩ ♪ ♪ ♩ ♪ ♪ ♩ ♪ ♪ ♩ ♪ ♪ ♩

♩ ♪ ♪ ♩ ♪ ♪ ♩ ♪ ♪ ♩ ♪ ♪ ♩ ♪ ♪ ♩ ♪ ♪ ♩

♩ ♪ ♪ ♩

♩ ♪ ♪ ♪ ♪ ♪ ♪ ♪ ♪

♩ ♪ ♪ ♪ ♪ ♪ ♪ ♪ ♪

♩ ♪ ♪ ♪ ♪ ♪ ♪ ♪ ♪

♩ ♪ ♪ ♪ ♪ ♪ ♪ ♪ ♪

♩ ♪ ♪ ♪ ♪ ♪ ♪ ♪ ♪

♩ ♪ ♪ ♪ ♪ ♪ ♪ ♪ ♪

♩ ♪ ♪ ♪

منتهی می شود

4/4

4/4

Handwritten musical notation for the first line of exercise 45. It starts with a 4/4 time signature. The first measure contains a sequence of eighth notes with fingerings: 1, 2, 3, 4, 1, 2, 3, 4. The second measure has two eighth notes with a '2' above the first. The third measure has a sequence of eighth notes with fingerings: 1, 2, 3, 4, 1, 2, 3, 4. The fourth measure has two eighth notes with a '2' above the first.

Handwritten musical notation for the second line of exercise 45. The first measure has a sequence of eighth notes with fingerings: 1, 2, 3, 4, 1, 2, 3, 4. The second measure has two eighth notes with a '2' above the first. The third measure has a sequence of eighth notes with fingerings: 1, 2, 3, 4, 1, 2, 3, 4. The fourth measure has two eighth notes with a '2' above the first.

Handwritten musical notation for the third line of exercise 45. The first measure has a sequence of eighth notes with fingerings: 1, 2, 3, 4, 1, 2, 3, 4. The second measure has two eighth notes with a '2' above the first. The third measure has a sequence of eighth notes with fingerings: 1, 2, 3, 4, 1, 2, 3, 4. The fourth measure has two eighth notes with a '2' above the first.

Handwritten musical notation for the fourth line of exercise 45. The first measure has a sequence of eighth notes with fingerings: 1, 2, 3, 4, 1, 2, 3, 4. The second measure has two eighth notes with a '2' above the first. The third measure has a sequence of eighth notes with fingerings: 1, 2, 3, 4, 1, 2, 3, 4. The fourth measure has two eighth notes with a '2' above the first.

Handwritten musical notation for the fifth line of exercise 45. The first measure has a sequence of eighth notes with fingerings: 1, 2, 3, 4, 1, 2, 3, 4. The second measure has two eighth notes with a '2' above the first. The third measure has a sequence of eighth notes with fingerings: 1, 2, 3, 4, 1, 2, 3, 4. The fourth measure has two eighth notes with a '2' above the first.

Handwritten musical notation for the sixth line of exercise 45. The first measure has a sequence of eighth notes with fingerings: 1, 2, 3, 4, 1, 2, 3, 4. The second measure has two eighth notes with a '2' above the first. The third measure has a sequence of eighth notes with fingerings: 1, 2, 3, 4, 1, 2, 3, 4. The fourth measure has two eighth notes with a '2' above the first. The line ends with a double bar line and repeat dots.

Handwritten musical notation for the seventh line of exercise 45. It shows a single eighth note with a '2' above it, followed by a quarter rest, and then a quarter note.

۴۹ ادامه

The musical exercise is written on a tenor staff in 6/8 time. It consists of seven measures. The first measure is marked with a '6' above and an '8' below the staff. The notation includes eighth notes, quarter notes, and beamed eighth notes, with various accents and dynamic markings above the notes.

منتهی است

55

تالیف و تدوین: کریم طاهری

6
8

56

تالیف و تدوین: کریم طاهری

6/8

6
8

The first staff of music is written on a single-line staff. It begins with a treble clef. The time signature is 6/8. The notation consists of a sequence of notes and rests. Above the notes, there are rhythmic markings: a vertical line with a flag above it, and a vertical line with a flag above it. The notes are quarter notes and eighth notes. The staff is divided into measures by vertical bar lines.

The second staff of music is written on a single-line staff. It begins with a treble clef. The time signature is 6/8. The notation consists of a sequence of notes and rests. Above the notes, there are rhythmic markings: a vertical line with a flag above it, and a vertical line with a flag above it. The notes are quarter notes and eighth notes. The staff is divided into measures by vertical bar lines.

The third staff of music is written on a single-line staff. It begins with a treble clef. The time signature is 6/8. The notation consists of a sequence of notes and rests. Above the notes, there are rhythmic markings: a vertical line with a flag above it, and a vertical line with a flag above it. The notes are quarter notes and eighth notes. The staff is divided into measures by vertical bar lines.

The fourth staff of music is written on a single-line staff. It begins with a treble clef. The time signature is 6/8. The notation consists of a sequence of notes and rests. Above the notes, there are rhythmic markings: a vertical line with a flag above it, and a vertical line with a flag above it. The notes are quarter notes and eighth notes. The staff is divided into measures by vertical bar lines.

The fifth staff of music is written on a single-line staff. It begins with a treble clef. The time signature is 6/8. The notation consists of a sequence of notes and rests. Above the notes, there are rhythmic markings: a vertical line with a flag above it, and a vertical line with a flag above it. The notes are quarter notes and eighth notes. The staff is divided into measures by vertical bar lines.

The sixth staff of music is written on a single-line staff. It begins with a treble clef. The time signature is 6/8. The notation consists of a sequence of notes and rests. Above the notes, there are rhythmic markings: a vertical line with a flag above it, and a vertical line with a flag above it. The notes are quarter notes and eighth notes. The staff is divided into measures by vertical bar lines.

The seventh staff of music is written on a single-line staff. It begins with a treble clef. The time signature is 6/8. The notation consists of a sequence of notes and rests. Above the notes, there are rhythmic markings: a vertical line with a flag above it, and a vertical line with a flag above it. The notes are quarter notes and eighth notes. The staff is divided into measures by vertical bar lines.

6
8

v

6
8

۲۲ صفحه



At arilo

راهنمای علائم و حرکاتی که در این کتاب بکار گرفته شده است

علائم	نام و توضیح	علائم	نام و توضیح
	اشاره مرحوم تهرانی	۶	تم ، اجرا با دست پائین
	اشاره ۹ انگشتی	۷	هشت کلاسیک بالا (کنار)
	اشاره ۴ انگشتی	۷	هشت کلاسیک پائین
	ریز ۹ انگشتی (پ)	۸	هشت بعلاوه
	ریز بشکنی	۸	هشت منها
	ریز تمپانی با هشت کلاسیک بالا	۸	هشت پنج انگشتی
	ریز تمپانی بعلاوه	۷	هفت کلاسیک
	ریز تمپانی منها	۷	هفت بعلاوه
	ریز تمپانی با هشت کلاسیک پائین	۷	هفت منها
	پیش ریز ، اجرا با تم	۵	هفت چهار انگشتی
	پیش ریز ، اجرا با کنار	$\frac{1}{5}$	بشکن 1
	پیش ریز ، اجرا با تم و 2 بشکن	$\frac{2}{5}$	بشکن 2
	پیش ریز ، اجرا با کنار و 2 بشکن	$\frac{3}{5}$	بشکن 3
	اجرای گلیاندو	$\frac{4}{5}$	بشکن 4
		$\frac{2}{8}$	کنار و 2 بشکن توام

توضیح: لطفاً از تعیین شماره 13 تا تعیین شماره 30 یک دفعه بجای ۸ توسط ۷

و بجای ۵ توسط ۷ اجرا شود.